

中景园电子技术有限公司

电话：18601955397 QQ:2984664835 淘宝网店：<https://oled-zjy.taobao.com>

TFT LCD MODULE

1.54 inch 240RGB*240DOTS

MODULE NUMBER: ZJY154T-PG04

REVISION: A

Customer:
Approved by

From: Zhong Jing Yuan Technology Inc.
Approved by

Notes:

1. Please contact Zhong Jing Yuan Technology Inc. before assigning your product based on this module specification
2. The information contained herein is presented merely to indicate the characteristics and performance of our products. No responsibility is assumed by Limito Technology Inc. for any intellectual property claims or other problems that may result from application based on the module described herein.

Contents

Revision History

Contents

- 1. General Description*
 - 2. Mechanical Drawing*
 - 3. Pin Description*
 - 4. Electrical Characteristics*
 - 5. Optical characteristics*
 - 6. Reliability*
 - 7. Package Specifications*
 - 8. Precaution Relating Product Handling*
 - 9. Warranty*
 - 10. Notice*
-

中景园电子技术有限公司

电话：18601955397 QQ:2984664835 淘宝网店：<https://oled-zjy.taobao.com>

1. General Description

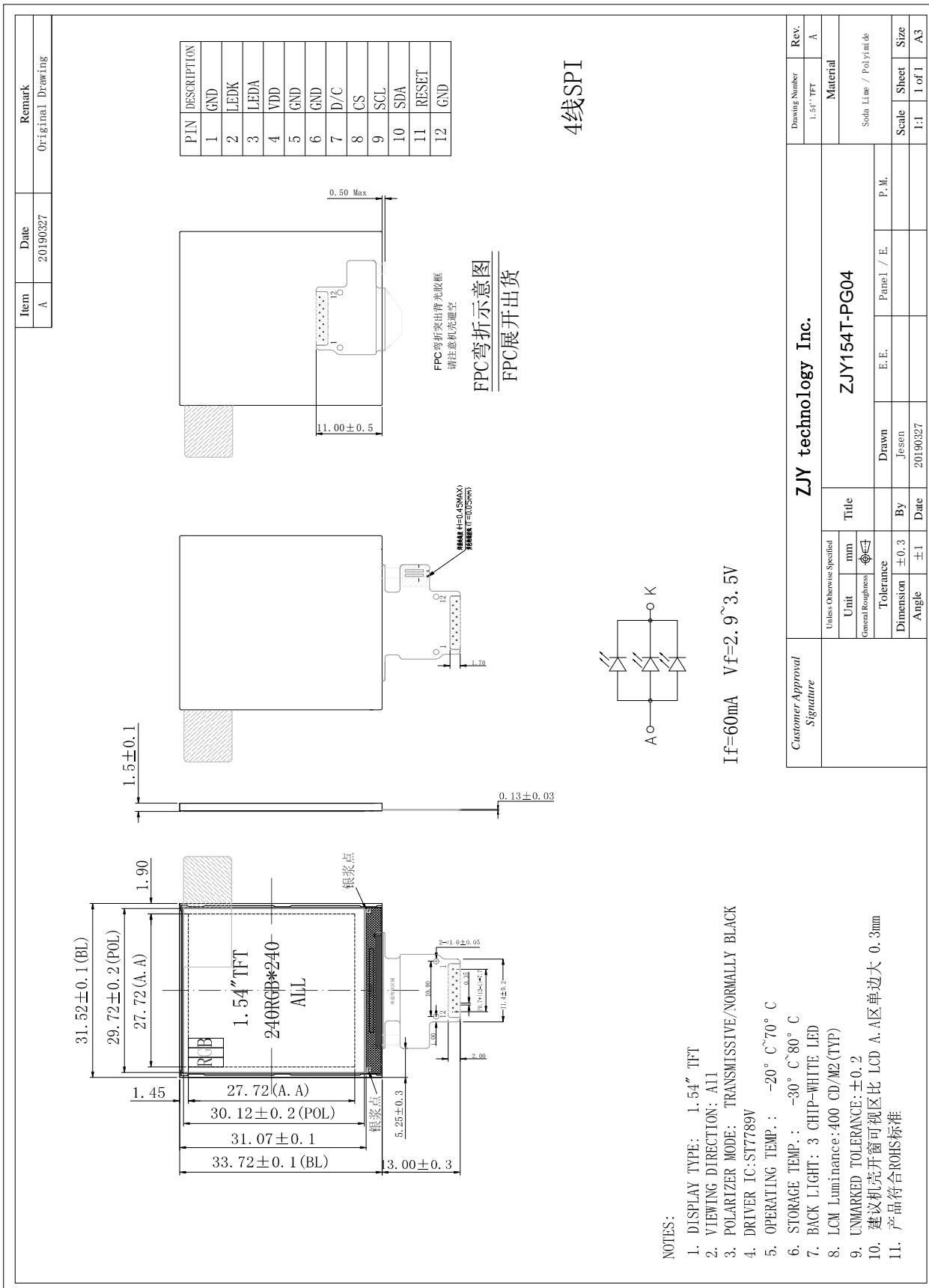
1.1 Description

ZJY 154T-PG04 is a 240RGBX240 dot-matrix TFT LCD D module. This module is composed of a TFT LCD Panel, driver ICs, FPC and a Backlight unit.

1.2 Features

NO.	Item	Contents	Unit
1	LCD Size	1.54 inch(Diagonal)	-
2	Display Mode	Normally black	-
3	Resolution	240(H)RGB x 240(V)	-
4	Dot pitch	0.1155(H) x 0.1155(V) mm	-
5	Active area	27.72(H) x 27.72(V) mm	-
6	Module size	31.52(H) x 33.72(V) x1.5(D) mm	-
7	Color arrangement	RGB Vvertical stripe	-
8	Interface	4 Line SPI	-
9	Drive IC	ST7789VW	-
10	Luminance(cd/m2)	400 (TYP)	
11	Viewing Direction	All View	
12	Backlight	3 White LED	
13	Operating Temp.	-20°C ~ + 70°C	°C
14	Storage Temp.	-30°C ~ + 80°C	°C
15	Weight	TBD	g

2.Mechanical Drawing



中景园电子技术有限公司

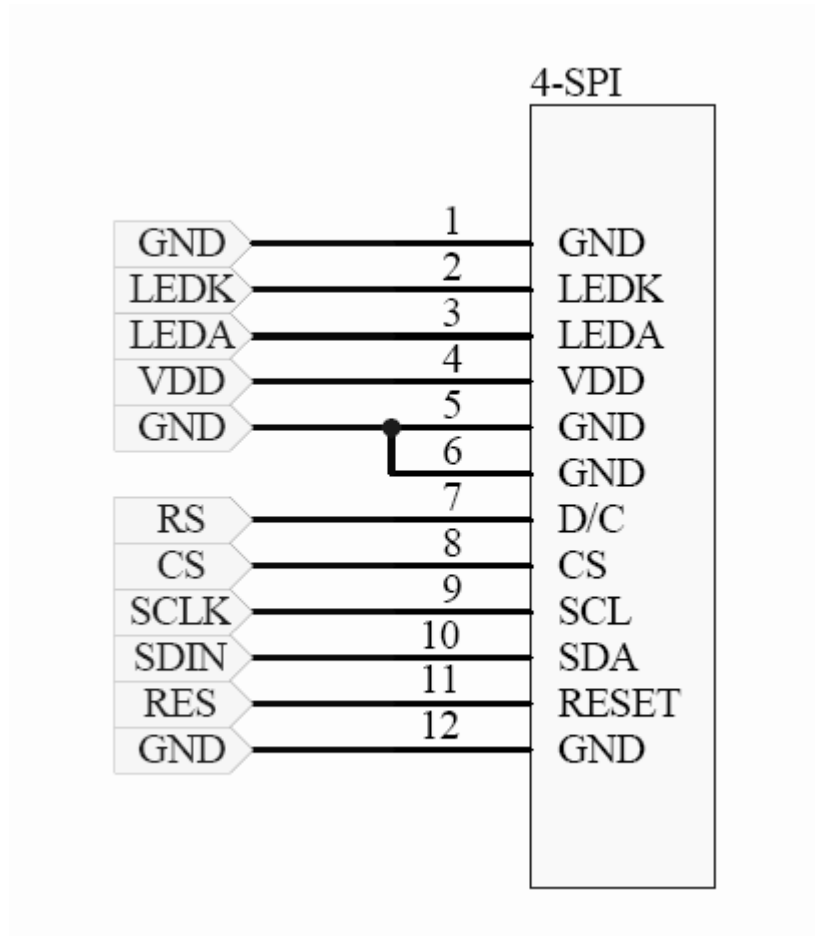
电话：18601955397 QQ:2984664835 淘宝网店：<https://oled-zjy.taobao.com>

3. Pin Definition

FPC Connector is used for the module electronics interface.

NO.	Symbol	Description
1	GND	Power Ground
2	LEDK	LED Cathode
3	LEDA	LED Anode
4	VDD	Power Supply for Analog
5	GND	Power Ground
6	GND	Power Ground
7	D/C	Display data/command selection pin in 4-line serial interface.
8	CS	Chip selection pin;Low enable,high disable.
9	SCL	This pin is used to be serial interface clock
10	SDA	SPI interface input/output pin. the data is latched on the rising edge of the SCL signal.
11	RESET	This signal will reset the device and it must be applied to properly initialize the chip.Signal is active low.
12	GND	Power Ground

Note:



中景园电子技术有限公司

电话：18601955397 QQ:2984664835 淘宝网店：<https://oled-zjy.taobao.com>

4. Electrical Characteristics

4.1 Absolute Maximum Ratings

Parameter	Symbol	Min	Max	Unit	Notes
Supply Voltage (I/O)	VDD	-0.3	4.6	V	
Analog Supply Voltage	VDDIO	-0.3	4.6	V	
Logic Input Voltage	VIN	-0.3	VDD+0.3	V	
Operation Temperature	Top	-20	70	°C	
Storage Temperature	Tst	-30	80	°C	

4.2 Operating Conditions

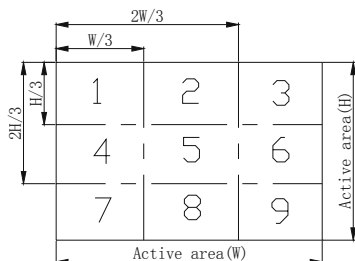
Parameter	Symbol	Min	TYP	MAX	Unit	Notes
Voltage for LED backlight	VLED	2.9	-	3.5	V	
System Voltage	VDD	2.4	2.8	3.3	V	
Interface Operation Voltage	VDDIO	1.65	1.8	3.3	V	
Gate Driver High Voltage	VGH	12.2	-	14.97	V	
Gate Driver Low Voltage	VGL	-12.5	-	-7.16	V	
Operating Current for V _{DD}	I _{DD}	-	8	10	mA	
Current for LED backlight	I _{LED}	45	60		mA	3 LED
Brightness	L _{br}	350	400	-	cd/m ²	
Sleep_In Mode VDD	I _{dd}	-	15	30	uA	
Sleep_In Mode VDDIO	I _{ddio}	-	5	10	uA	

1 Test condition is:

- a:Center point on active area
- b:Best Contrast

2 Uniform measure condition:

- a:Measure 9 point,Measure location is show below:
- b:Uniform=(Min brightness/Max.brightness)x100%
- c:Best Contrast.



中景园电子技术有限公司

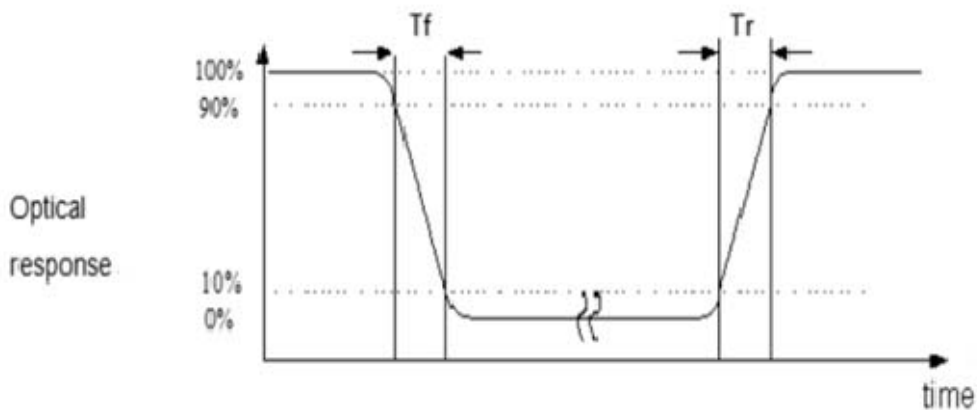
电话：18601955397 QQ:2984664835 淘宝网店：<https://oled-zjy.taobao.com>

5. OPTICAL CHARACTERISTICS

Item	Symbol	Measuring Conditions		Min.	Typ.	Max.	Unit	Remark
Response Time	Tr+Tf	$\theta = 0^\circ$ $\phi = 0^\circ$	25 °C	-	30	40	ms	
Viewing Angle	θ	$\phi = 0^\circ$	25 °C	-	80	-	Deg	Note (b)
		$\phi = 180^\circ$	25 °C	-	80	-		
	θ	$\phi = 90^\circ$	25 °C	-	80	-		
		$\phi = 270^\circ$	25 °C	-	80	-		
Contrast Ratio	CR	-	25 °C	-	800	-	-	Note (c)
Color of CIE Coordinate	White	X	25 °C	0.283	0.303	0.323	-	-
		Y	25 °C	0.305	0.325	0.345		
	Red	X	25 °C	0.600	0.620	0.640		
		Y	25 °C	0.312	0.332	0.352		
	Green	X	25 °C	0.264	0.284	0.304		
		Y	25 °C	0.514	0.534	0.554		
	Blue	X	25 °C	0.126	0.146	0.166		
		Y	25 °C	0.109	0.129	0.149		
Transmittance (with polarizer)	--	--	-	-	5.0	-	%	-

Note1: Definition of Response Time.(white-black)

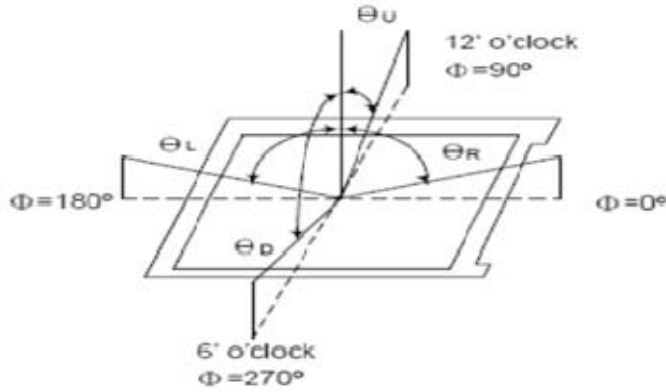
The response time is defined as the time interval between the 10% and 90% amplitudes



中景园电子技术有限公司

电话：18601955397 QQ:2984664835 淘宝网店：<https://oled-zjy.taobao.com>

Note (1) Definition of Viewing Angle:



Note (2) Definition of Contrast Ratio (CR):
measured at the center point of panel

$$CR = \frac{\text{Luminance with all pixels white}}{\text{Luminance with all pixels black}}$$

6. Reliability

6.1 Contents of Reliability Tests

Item	Conditions	Criteria
High Temperature Operation	70°C, 120 hrs	The operational functions work.
Low Temperature Operation	-20°C, 120 hrs	
High Temperature Storage	80°C, 120 hrs	
Low Temperature Storage	-30°C, 120 hrs	
High Temperature/Humidity Operation	50°C, 85% RH, 120 hrs	
Temperature Cycling	-10°C ↔ 25°C ↔ 60°C ↔ 25°C, 60mins/Cycle, 12 Cycles	

Note:

No moisture condensation is observed during tests.
Condition of image sticking test : 25°C±2°C.

6.2 Shock and Vibration

Test Item	Conditions
Packing Vibration	Frequency range 10~50HZ, Stroke: 1.0mm, sweep: 10~50Hz, X,y,z 2 hours for each direction

6.3 ESD

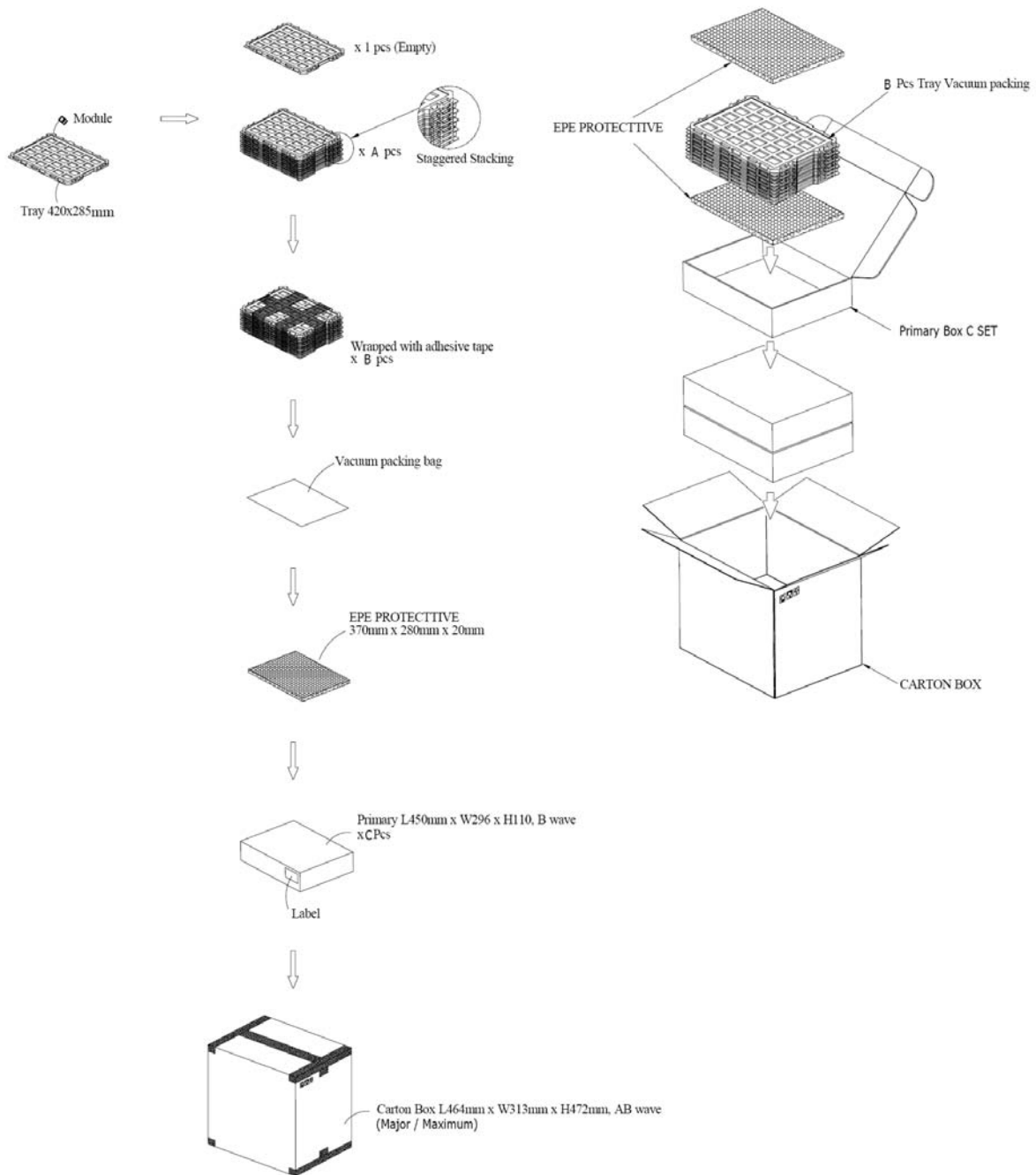
Test Item	Conditions
ESD	150pF , 330Ω , Contact: ±2KV,
	150pF , 330Ω , Air: ±4KV

中景园电子技术有限公司

电话：18601955397 QQ:2984664835 淘宝网店：<https://oled-zjy.taobao.com>

7. Package Specifications

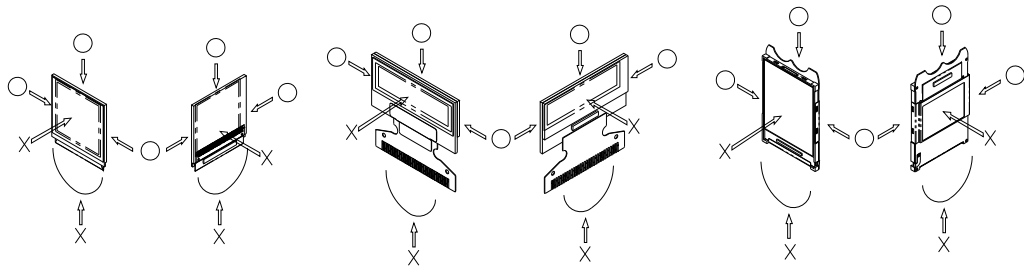
Item	Quantity
Module	per Primary Box
Holding Trays (A)	15 per Primary Box
Total Trays (B)	16 per Primary Box (Including 1 Empty Tray)
Primary Box (C)	1~4 per Carton (4 as Major / Maximum)



8. Precautions When Using These TFT Display Modules

8.1 Handling Precautions

- 1) Since the display panel is being made of glass, do not apply mechanical impacts such as dropping from a high position.
- 2) If the display panel is broken by some accident and the internal organic substance leaks out, be careful not to inhale nor lick the organic substance.
- 3) If pressure is applied to the display surface or its neighborhood of the TFT display module, the cell structure may be damaged and be careful not to apply pressure to these sections.
- 4) The polarizer covering the surface of the TFT display module is soft and easily scratched. Please be careful when handling the TFT display module.
- 5) When the surface of the polarizer of the TFT display module has soil, clean the surface. It takes advantage of by using following adhesion tape.
 - * Scotch Mending Tape No. 810 or an equivalentNever try to breathe upon the soiled surface nor wipe the surface using cloth containing solvent such as ethyl alcohol, since the surface of the polarizer will become cloudy. Also, pay attention that the following liquid and solvent may spoil the polarizer:
 - * Water
 - * Ketone
 - * Aromatic Solvents
- 6) Hold TFT display module very carefully when placing TFT display module into the system housing. Do not apply excessive stress or pressure to TFT display module. And, do not over bend the film with electrode pattern layouts. These stresses will influence the display performance. Also, secure sufficient rigidity for the outer cases.



- 7) Do not apply stress to the driver IC and the surrounding molded sections.
 - 8) Do not disassemble nor modify the TFT display module.
 - 9) Do not apply input signals while the logic power is off.
 - 10) Pay sufficient attention to the working environments when handling TFT display modules to prevent occurrence of element breakage accidents by static electricity.
 - * Be sure to make human body grounding when handling TFT display modules.
 - * Be sure to ground tools to use or assembly such as soldering irons.
 - * To suppress generation of static electricity, avoid carrying out assembly work under dry environments.
 - * Protective film is being applied to the surface of the display panel of the TFT display module. Be careful since static electricity may be generated when exfoliating the protective film.
 - 11) Protection film is being applied to the surface of the display panel and removes the protection film before assembling it. At this time, if the TFT display module has been stored for a long period of time, residue adhesive material of the protection film may remain on the surface of the display panel after removed of the film. In such case, remove the residue material by the method introduced in the above Section 5).
 - 12) If electric current is applied when the TFT display module is being dewed or when it is placed under high humidity environments, the electrodes may be corroded and be careful to avoid the above.
-

中景园电子技术有限公司

电话：18601955397 QQ:2984664835 淘宝网店：<https://oled-zjy.taobao.com>

8.2 Storage Precautions

- 1) When storing TFT display modules, put them in static electricity preventive bags avoiding exposure to direct sun light nor to lights of fluorescent lamps. and, also, avoiding high temperature and high humidity environment or low temperature (less than 0°C) environments. (We recommend you to store these modules in the packaged state when they were shipped from Limito technology Inc.) At that time, be careful not to let water drops adhere to the packages or bags nor let dewing occur with them.
- 2) If electric current is applied when water drops are adhering to the surface of the TFT display module, when the TFT display module is being dewed or when it is placed under high humidity environments, the electrodes may be corroded and be careful about the above.

8.3 Designing Precautions

- 1) The absolute maximum ratings are the ratings which cannot be exceeded for TFT display module, and if these values are exceeded, panel damage may be happen.
- 2) To prevent occurrence of malfunctioning by noise, pay attention to satisfy the V_{IL} and V_{IH} specifications and, at the same time, to make the signal line cable as short as possible.
- 3) We recommend you to install excess current preventive unit (fuses, etc.) to the power circuit (V_{DD}). (Recommend value: 0.5A)
- 4) Pay sufficient attention to avoid occurrence of mutual noise interference with the neighboring devices.
- 5) As for EMI, take necessary measures on the equipment side basically.
- 6) When fastening the TFT display module, fasten the external plastic housing section.
- 7) If power supply to the TFT display module is forcibly shut down by such errors as taking out the main battery while the TFT display panel is in operation, we cannot guarantee the quality of this OEL display module.
- 8) The electric potential to be connected to the rear face of the IC chip should be as follows:
 - * Connection (contact) to any other potential than the above may lead to rupture of the IC.

8.4 Precautions when disposing of the TFT display modules

- 1) Request the qualified companies to handle industrial wastes when disposing of the TFT display modules. Or, when burning them, be sure to observe the environmental and hygienic laws and regulations.

8.5 Other Precautions

- 1) When an TFT display module is operated for a long of time with fixed pattern may remain as an after image or slight contrast deviation may occur. Nonetheless, if the operation is interrupted and left unused for a while, normal state can be restored. Also, there will be no problem in the reliability of the module.
 - 2) To protect TFT display modules from performance drops by static electricity rapture, etc., do not touch the following sections whenever possible while handling the TFT display modules.
 - * Pins and electrodes
 - * Pattern layouts such as the FPC
 - 3) With this TFT display module, the TFT driver is being exposed. Generally speaking, semiconductor elements change their characteristics when light is radiated according to the principle of the solar battery. Consequently, if this TFT driver is exposed to light, malfunctioning may occur.
 - * Design the product and installation method so that the TFT driver may be shielded from light in actual usage.
 - * Design the product and installation method so that the TFT driver may be shielded from light during the inspection processes.
 - 4) Although this TFT display module stores the operation state data by the commands and the indication data, when excessive external noise, etc. enters into the module, the internal status may be changed. It therefore is necessary to take appropriate measures to suppress noise generation or to protect from influences of noise on the system design.
 - 5) We recommend you to construct its software to make periodical refreshment of the operation statuses (re-setting of the commands and re-transference of the display data) to cope with catastrophic noise.
-

中景园电子技术有限公司

电话 : 18601955397 QQ:2984664835 淘宝网店 : <https://oled-zjy.taobao.com>

9.Warranty:

The warranty period shall last twelve (12) months from the date of delivery. Buyer shall be completed to assemble all the processes within the effective twelve (12) months. Limito technology Inc. shall be liable for replacing any products which contain defective material or process which do not conform to the product specification, applicable drawings and specifications during the warranty period. All products must be preserved, handled and appearance to permit efficient handling during warranty period. The warranty coverage would be exclusive while the returned goods are out of the terms above.

10.Notice:

No part of this material may be reproduces or duplicated in any form or by any means without the written permission of Limito technology Inc. Limito technology Inc. reserves the right to make changes to this material without notice. Limito technology Inc. does not assume any liability of any kind arising out of any inaccuracies contained in this material or due to its application or use in any product or circuit and, further, there is no representation that this material is applicable to products requiring high level reliability, such as, medical products. Moreover, no license to any intellectual property rights is granted by implication or otherwise, and there is no representation or warranty that anything made in accordance with this material will be free from any patent or copyright infringement of a third party. This material or portions thereof may contain technology or the subject relating to strategic products under the control of Foreign Exchange and Foreign Trade Law of Taiwan and may require an export license from the Ministry of International Trade and Industry or other approval from another government agency.
