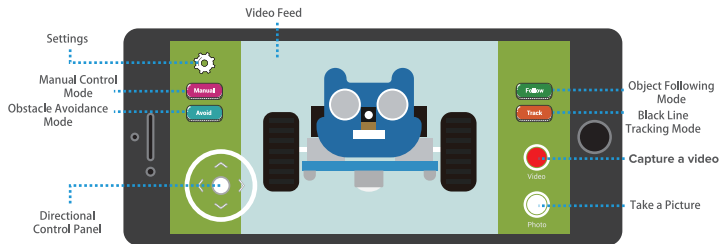
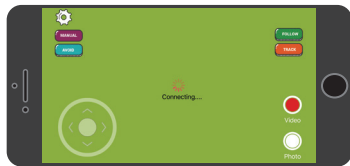


App main interface

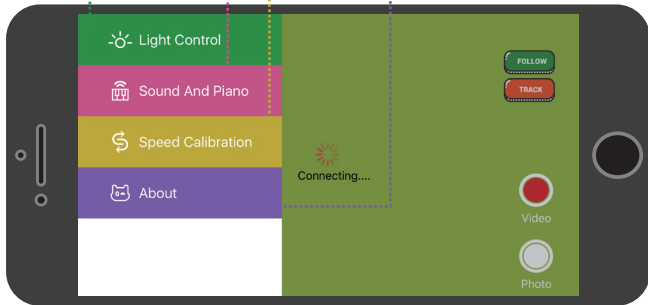


This is the main control panel of the APP, and you can go over it closely.

NOTE

1. When you are in Avoid, Follow or Track mode, you have to click manual or move the directional control arrows to exit it.
2. The best distance for Follow mode is 9cm/3.5inch

Setting



-☀- Light Control

🎹 Sound And Piano

⌚ Speed Calibration

🐱 About

Connecting...


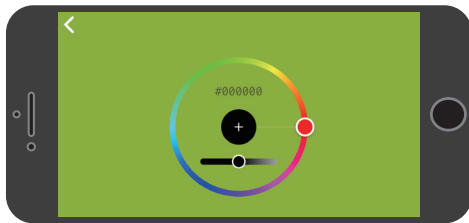
FOLLOW

TRACK

Video

Photo

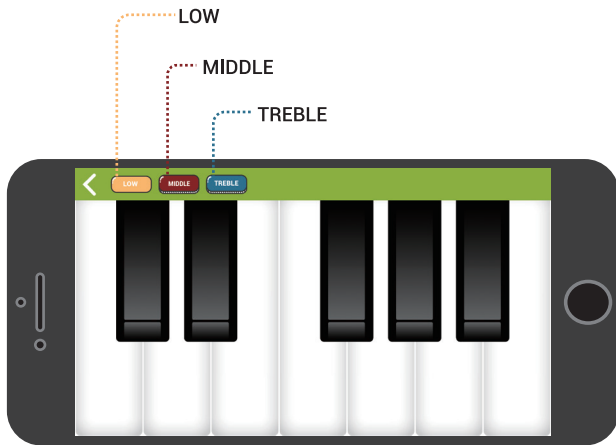
Light Control



More colors await your exploration. Set your customized colors and let your robot shine bright in the dark.



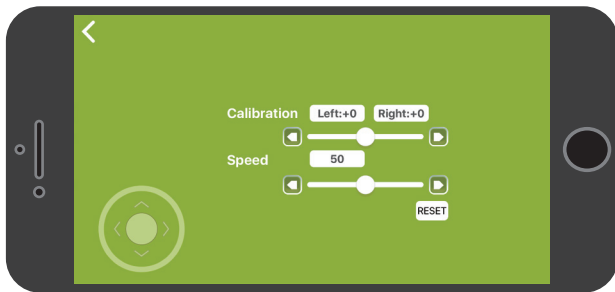
Sound And Piano



Hit Sound And Piano, and do you see something familiar? Let's play a song!



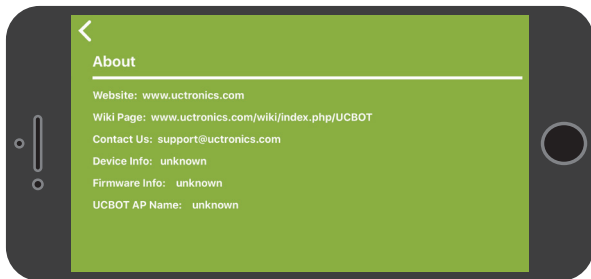
Speed Calibration



The robot's moving slow? Let's hit Speed Calibration, where you can make your robot run faster, or slower. You can also calibrate the robot's speed difference so that it runs a perfect a straight line.




About



Contact Us: support@uctronics.com





UCTRONICS



Scratch



APP



Tracking



Video



Photo



WiFi



Ultrasonic



Speed
Control



Color Lights



IR Remote
Control



Music



Color
Recognition