
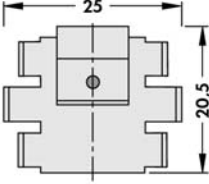
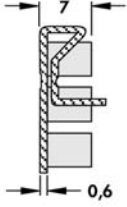


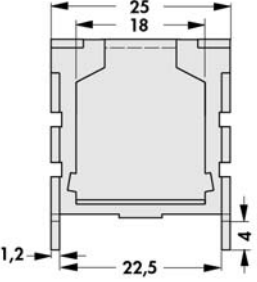
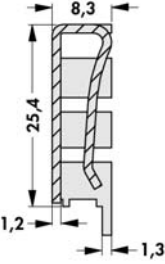


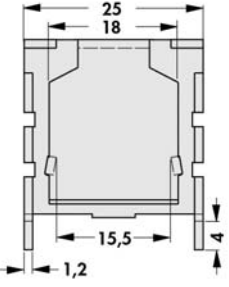
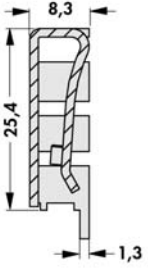
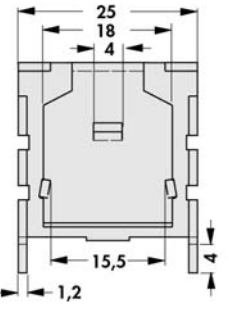
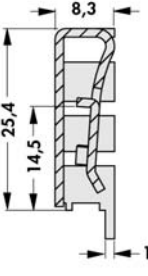
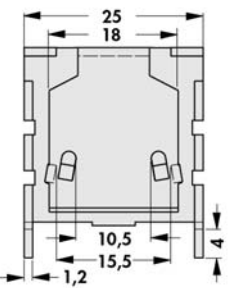
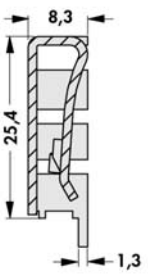
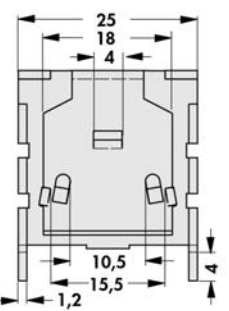
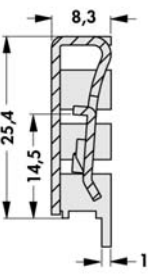



Attachable heatsink

		
art. no.	R_{th} [K/W]	
FK 220 SA 220	25	TO 220

surface: black anodised

		
art. no.	R_{th} [K/W]	
FK 224 ... P SIP	18	P SIP

	FK 224 ... 218 1		FK 224 ... 218 2	
				
	FK 224 ... 220 1		FK 224 ... 220 2	
				
	art. no.	R_{th} [K/W]		
FK 224 ... 218 1	18	TO 218		
FK 224 ... 218 2	18	TO 218		
FK 224 ... 220 1	18	TO 220		
FK 224 ... 220 2	18	TO 220		

please indicate: ... surface treatment
SA=black anodised
MI=solderable

Heatsinks for D PAK
 Heatsinks for transistors
 Silicone wafers
 Mica wafers

→ C 18
 → C 4 - 9
 → E 2 - 4
 → E 11

Technical introduction
 U-shaped heatsink
 Kapton insulator washers

→ A 2 - 7
 → A 120 - 122
 → E 8