

SOT-323 SWITCHING DIODE

FEATURES

- * Power dissipation
P_D: 200 mW (T_{amb}=25°C)
- * Forward current
I_F: 100 mA
- * Reverse voltage
V_R: 80 V
- * Operating and storage junction temperature range
T_J,T_{stg}: -65°C to +150°C

MECHANICAL DATA

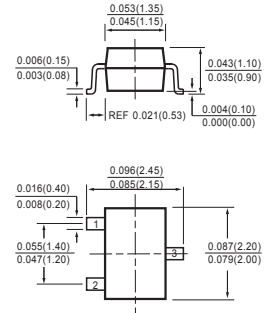
- * Case: Molded plastic
- * Epoxy: UL 94V-O rate flame retardant
- * Lead: MIL-STD-202E method 208C guaranteed
- * Mounting position: Any
- * Weight: 0.006 gram
- * Marking: A7

MAXIMUM RATINGS AND ELECTRICAL CHARACTERISTICS

Ratings at 25 °C ambient temperature unless otherwise specified.



SOT-323



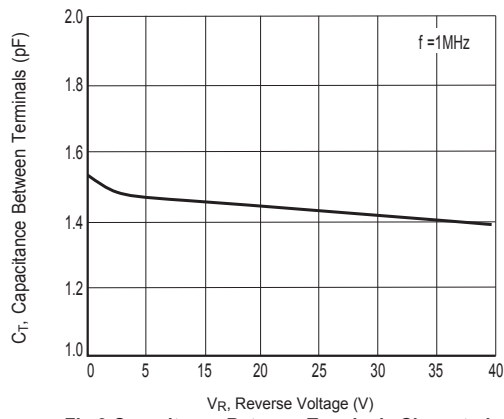
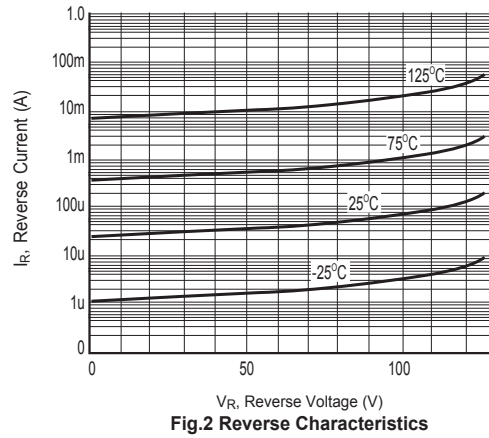
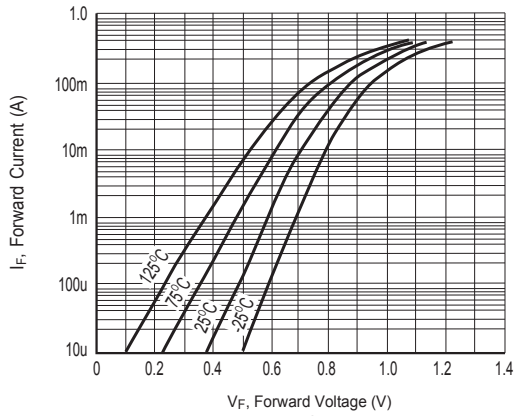
MAXIMUM RATINGS AND ELECTRICAL CHARACTERISTICS, SINGLE DIODE (@ T_A = 25°C unless otherwise noted)

PARAMETER	SYMBOL	LIMITS	UNITS
Peak Reverse Voltage	V _{RM}	80	V
DC Reverse Voltage	V _R	80	V
Maximum (Peak) Forward Current	I _{FM}	300	mA
Average Forward Current	I _O	100	mA
Surge Current (1uS) (10mS)	I _{FSM}	400 1000	mA
Power dissipation	P _D	200	mW
Junction Temperature	T _J	150	°C
Storage Temperature	T _{STG}	-55 to +150	°C
Operating Temperature Range	T _{OPR}	-40 to +100	°C

ELECTRICAL CHARACTERISTICS (@ T_A = 25°C unless otherwise noted)

CHARACTERISTICS	SYMBOL	MIN.	TYP.	MAX.	UNITS
Reverse Breakdown Voltage (I _R =100uA)	V _(BR)	80	-	-	V
Reverse voltage leakage current (V _R =70V)	I _R	-	-	0.2	uA
Forward voltage (I _F =100mA)	V _F	-	-	1200	mV

RATING AND CHARACTERISTICS CURVES (DAN217U)



DISCLAIMER NOTICE

Rectron Inc reserves the right to make changes without notice to any product specification herein, to make corrections, modifications, enhancements or other changes. Rectron Inc or anyone on its behalf assumes no responsibility or liability for any errors or inaccuracies. Data sheet specifications and its information contained are intended to provide a product description only. "Typical" parameters which may be included on RECTRON data sheets and/ or specifications can and do vary in different applications and actual performance may vary over time. Rectron Inc does not assume any liability arising out of the application or use of any product or circuit.

Rectron products are not designed, intended or authorized for use in medical, life-saving implant or other applications intended for life-sustaining or other related applications where a failure or malfunction of component or circuitry may directly or indirectly cause injury or threaten a life without expressed written approval of Rectron Inc. Customers using or selling Rectron components for use in such applications do so at their own risk and shall agree to fully indemnify Rectron Inc and its subsidiaries harmless against all claims, damages and expenditures.