

## Lithium Manganese Battery Li-MnO<sub>2</sub>

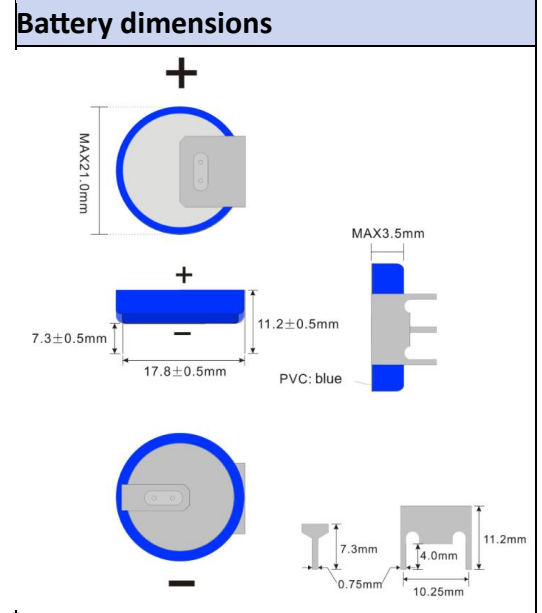
Primary characteristics		
Parameter	Value	Unit
Nominal voltage	3.0	V
Rated capacity	210	mAh

### Scope

The purpose of this product specification is to provide technical information for the Lithium Manganese Battery Li-MnO<sub>2</sub> battery .

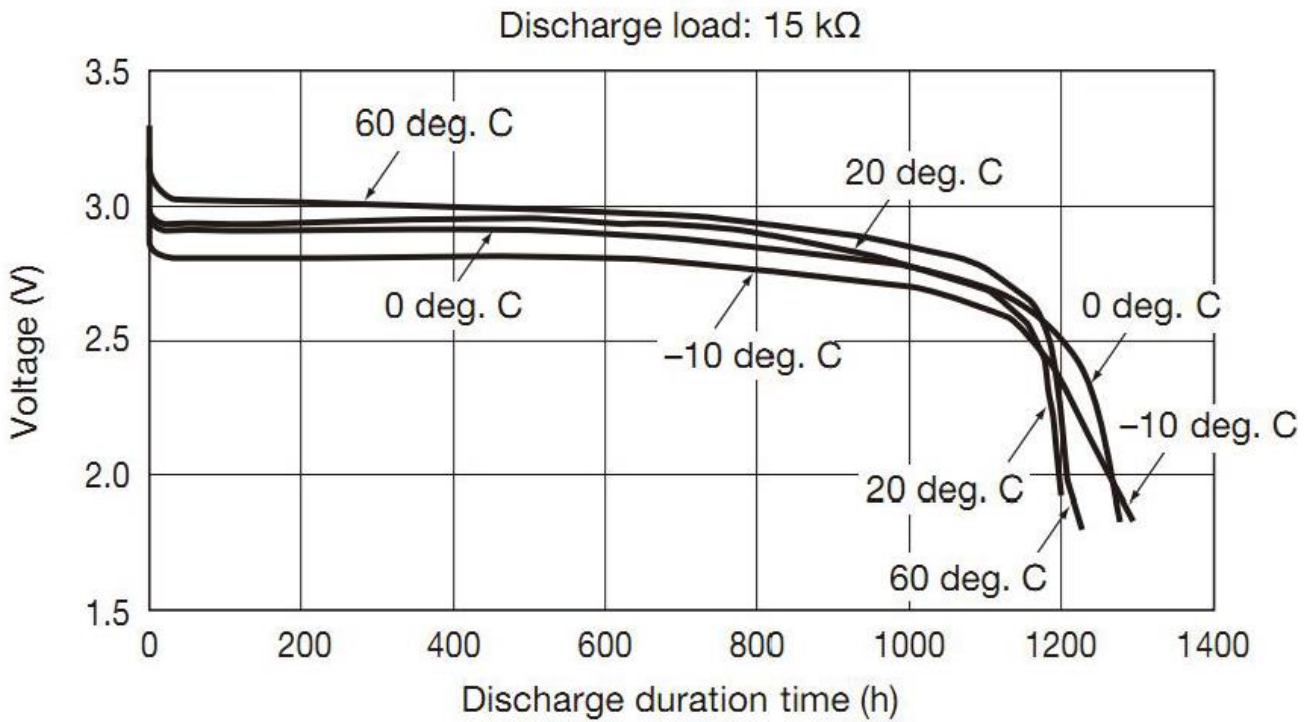
The test shall be conducted in strict accordance with the method specified in this specification.

If you have any objection to the test items or test methods, please contact Akyga Battery.

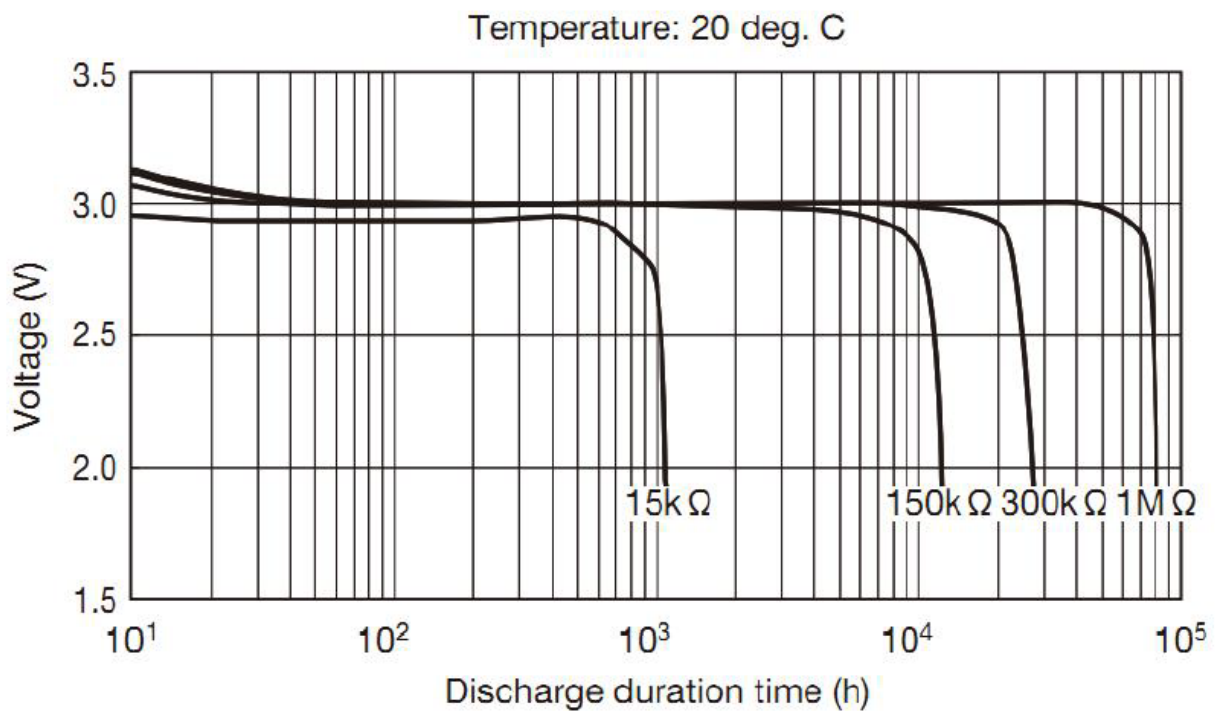


Specification table		
Parameter	Value	Unit
Battery model	CR2032 HP3C	
Nominal voltage	3.0	V
Nominal capacity	210	mAh
Operating temperature	-20/+60	°C
Average weight	3	g
<b>Notes:</b> Standard discharge with load 15kΩ until 2.0v end-voltage.		
<b>Electrical Performance:</b> Testing Conditions: Temperature: 23°C ±3°C		
<b>Identification</b> The contents printed on the label: Model: CR2032 HP3C Registered Trademark: Akyga Battery Nominal Voltage: 3.0V Battery Poloidal: "+" and "-" Warning words: Install and use correctly. Do not recharge, disassemble, heat and short-circuit		

Temperature characteristic



Discharge characteristic



## Important notes

Use Nickel-plated iron or stainless steel for the terminals that contact the battery.

Make sure that terminal contact pressure is 50g minimum, for a stable contact.

Keep the battery and contact terminal surfaces clean and free from moisture and foreign matter.

Before inserting the battery, check the battery contact terminals to make sure they are normal, not bent or damaged. (Bent terminals may not make good contact with the battery or may cause it to short circuit.)

When the batteries are piled up in a disorderly way, their positive and negative terminals may short-circuit, consuming some batteries while charging others, causing them to explode.

Lithium batteries that are almost exhausted can output a voltage that is almost the same as that of a new battery: Please does not judge a battery only with a Voltmeter. Avoid using a mixture of old and new batteries; replace all batteries in a set with new one.

Lithium batteries require a period of time to reach their normal voltage again after even a slight short circuit. Therefore, should the battery is short-circuited, wait an adequate long time for batteries to recover before measuring their electrical characteristics.

Use a high impedance (1M or higher) voltmeter to measure battery voltage.

Battery characteristics vary with type and grade, even when batteries are the same size and shape. When replacing batteries with new ones, be sure to carefully check the symbols and numbers on them.

Akyga Battery reserves the right to make changes without notice to any product specification herein, to make corrections, modifications, enhancements or other changes. Akyga Battery or anyone on its behalf assumes no responsibility or liability for any errors or inaccuracies. Data sheet specifications and its information contained are intended to provide a product description only. "Typical" parameters which may be included on Akyga Battery data sheets and/ or specifications can and do vary in different applications and actual performance may vary over time. Akyga Battery does not assume any liability arising out of the application or use of any product or circuit. Akyga Battery products are not designed, intended or authorized for use in medical, life-saving implant or other applications intended for life-sustaining or other related applications where a failure or malfunction of component or circuitry may directly or indirectly cause injury or threaten a life without expressed written approval of Akyga Battery. Customers using or selling Akyga Battery components for use in such applications do so at their own risk and shall agree to fully indemnify Akyga Battery and its subsidiaries harmless against all claims, damages and expenditures.