

ED-AIC2100

Industrial Smart Camera Based on Raspberry Pi CM4

- ◆ Broadcom BCM2711, quad core Cortex-A72 (ARM v8) 64-bit SoC @ 1.5GHz
- ◆ Up to 8GB LPDDR4 RAM and 32GB eMMC storage
- ◆ High-resolution image sensor of 2 million pixels(2.3 million pixels are optional) and up to 70 FPS sampling rate for ultra-fast image acquisition
- ◆ Support a variety of C-Mount lenses
- ◆ Optional liquid module zoom for automatic zooming
- ◆ High-quality industrial blue aluminum alloy case, supporting bracket mounting



Specifications

System	
CPU	Broadcom BCM2711, quad core Cortex-A72 (ARM v8) 64-bit SoC @ 1.5GHz
VPU	H.265(HEVC), up to 4Kp60 decode H.264, up to 1080p60 decode, 1080p30 encode
GPU	OpenGL ES 3.1 & Vulkan 1.0
Memory	Options for 1GB, 2GB, 4GB, 8GB LPDDR4-3200 SDRAM
Storage	Options for 8GB, 16GB, 32GB eMMC storage

Software	
Operating System	Raspberry Pi OS 64-bit
Communication Protocol	Ethernet/IP, Modbus TCP, TCP/IP and MC

Front I/O	
Power & IO (12-Pin)	<p>1 x Power & IO port, 12-Pin aviation connector, which is used to connect the power & IO cable(12-Pin M12 connector to bare wire) to access external signals. The signals include power supply, RS232, DI and DO.</p> <ul style="list-style-type: none"> • 1 x DC IN: 2-Pin, it supports 10V~30V input and the signal is defined as DC-/DC+. • 1 x RS232: 3-Pin, the signal is defined as TX/RX/GND. • 1 x DI: 2-Pin, the signal is defined as DI/COMMON. • 2 x DO: 3-Pin, the signal is defined as DO1/DO2/COMMON • 1 x Trigger: External trigger signal • 1 x External Strobe: Control signal of screen flicker
Communication (8-Pin)	1 x Communication port, 8-Pin aviation connector, which is used to connect the ethernet cable(8-Pin M12 connector to RJ45 connector) to enable camera to access the network.
Lens	C-Mount lens and C-Mount lens with Liquid Module Zoom are optional.

Buttons and Indicators	
TUNE	1 x Adjusting button, one-click button for Auto Focus
TRIG	1 x Trigger button, one-click button for camera trigger
Power indicator	1 x Power indicator, which is used to check the status of camera power-on and power-off.
Fault indicator	1 x Fault indicator, which is used to check the fault status of camera.
Working status indicator	1 x Working status indicator, which is used to check the working status of camera.
Network indicator	2 x Network indicators, which is used to view the status of network connection and data communications.

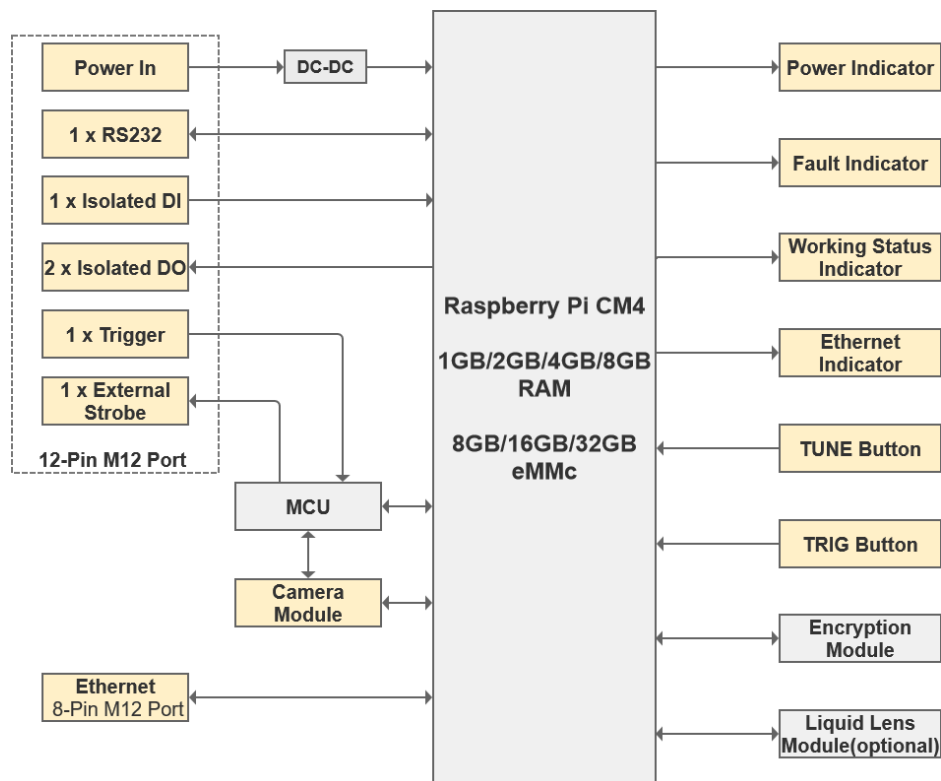
Performance Characteristics	
Image Sensor	2 million pixels and 2.3 million pixels are optional.
Sampling Rate	Up to 70 FPS
Aiming Point	Red cross laser
Polarizer	Half polarizer and full polarizer are optional.

Electrical Characteristics	
Input Voltage	10V ~ 30V DC
Power Consumption	36W(Max)

Mechanical Characteristics	
Dimensions	85mm x 60mm x 70mm
Weight	150g
Installation	Bracket mounting(the bracket is optional)

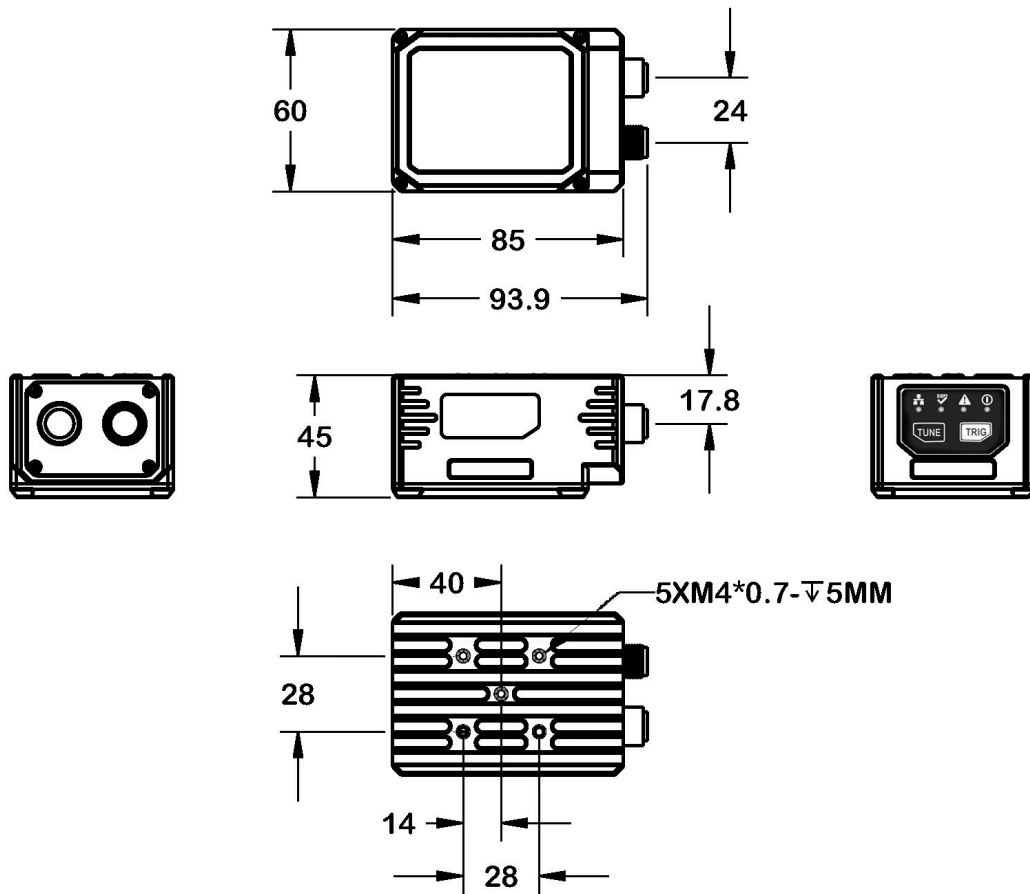
Environmental & Regulatory	
Operating Temperature	0°C ~ 45°C
Storage Temperature	-4°C ~ 60°C
Ambient humidity	5% ~ 90%(non-condensing)
Protection degree	IP65
Shock resistance	EN 60068-2-27, 30 g; 11ms; 3 impacts per axial direction
Vibration resistance	EN 60068-2-6, 14 mm @ 2 ~ 10 Hz, 1.5mm @ 13 ~ 55 Hz 2 g @ 70 ~ 500 Hz, 2-way 2 hours per axial direction
Certifications	<ul style="list-style-type: none"> • FCC FCC 47 CFR Part 15 Subpart B • CE EN IEC 62368-1/EN IEC 62311/EN IEC 61000-3-2/EN IEC 61000-3-3 EN 55032/EN 55035/ EN 301 489-1/EN 301 489-3/EN 301 489-17/EN 301 489-52 EN 301 328/EN 301 440/EN 301 511/EN 301 908-1/EN 301 908-2

System Diagram

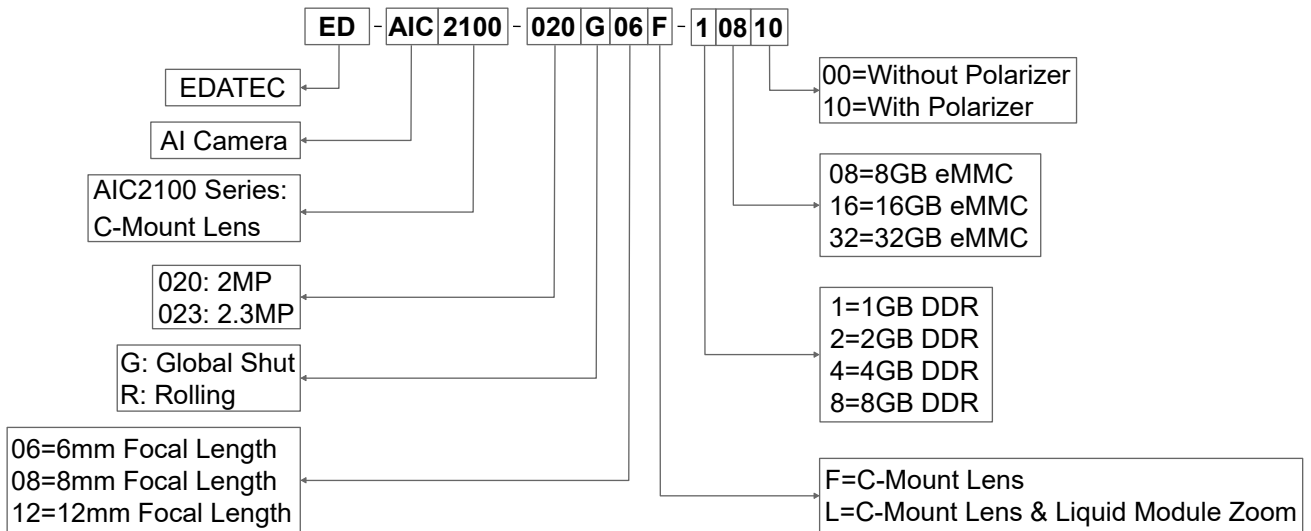


Dimensions

Unit: mm



Ordering Code



Example





P/N : **ED-AIC2100-020G06F-10810**

Configuration : AI Camera Based on Raspberry Pi CM4, with 1GB DDR, 8GB eMMC, 2MP, global shut, 6mm C-Mount lens and polarizer.

Packing List

1 x ED-AIC2100 Unit

Optional Accessories

Ordering Code	Description	Picture
ED-ACC-AIC-ETH-A-03	3m ethernet cable of 8-Pin M12 male connector to RJ45 connector	
ED-ACC-AIC-ETH-A-05	5m ethernet cable of 8-Pin M12 male connector to RJ45 connector	
ED-ACC-AIC-ETH-A-10	10m ethernet cable of 8-Pin M12 male connector to RJ45 connector	
ED-ACC-AIC-ETH-A-15	10m ethernet cable of 8-Pin M12 male connector to RJ45 connector	
ED-ACC-AIC-PWR-A-03	3m power&IO cable of 8-Pin M12 female connector to bare wire	
ED-ACC-AIC-PWR-A-05	5m power&IO cable of 8-Pin M12 female connector to bare wire	
ED-ACC-AIC-PWR-A-10	10m power&IO cable of 8-Pin M12 female connector to bare wire	
ED-ACC-AIC-PWR-A-15	15m power&IO cable of 8-Pin M12 female connector to bare wire	
ED-ACC-AIC-POL-001	Half polarizer	
ED-ACC-AIC-POL-002	Full polarizer	
ED-ACC-AIC-DW-FIX001	Bracket for fixing between product and profile	
ED-ACC-AIC-DW-FIX002	1 x Screw M4*8 + 3 x washers 1 x Screw M6*10 + 1 x T-type nut	