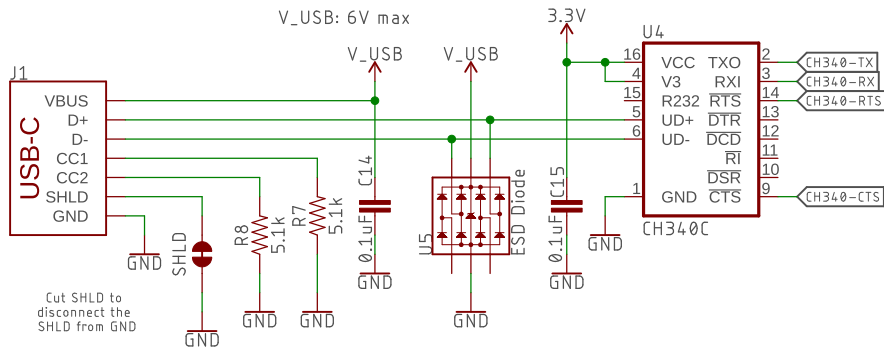
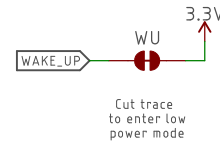


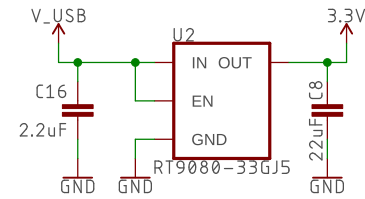
USB-to-Serial Converter CH340C



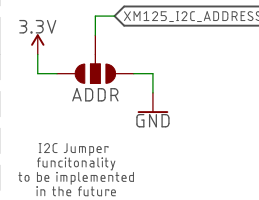
Wake-Up Jumper



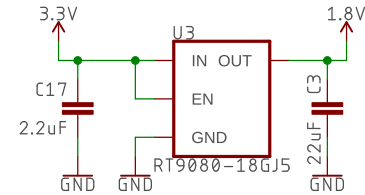
3.3V LDO Regulator - RT9080-33GJS



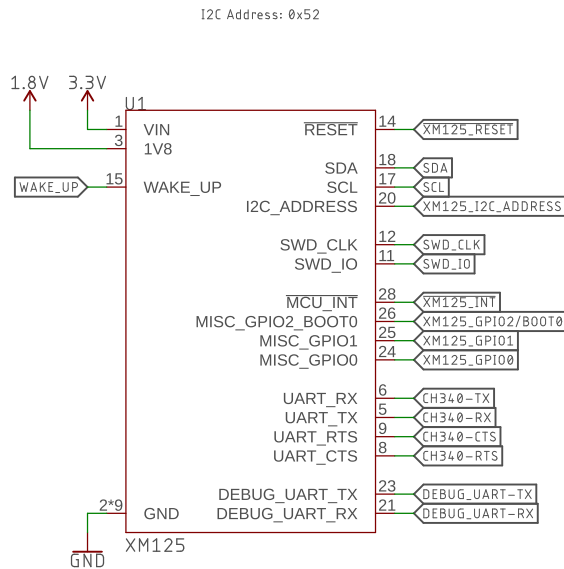
I2C Address Jumper



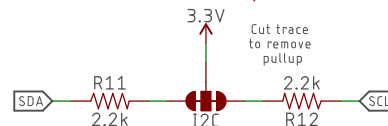
1.8V LDO Regulator - RT9080-18GJS



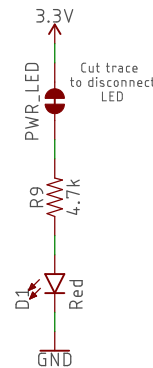
XM125 - A121 Radar Sensor Breakout



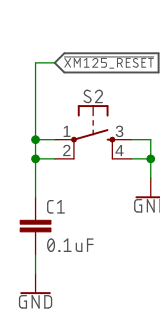
I2C Pullup



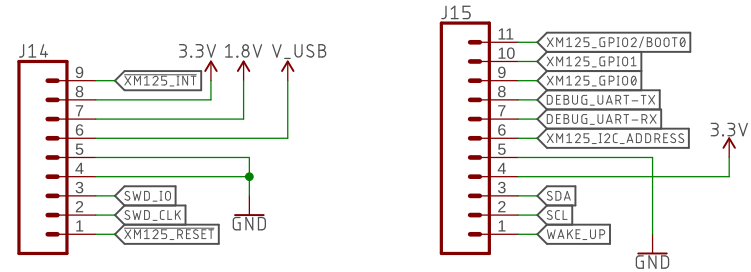
Power LED



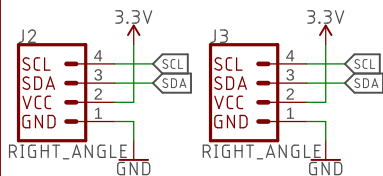
Reset Button



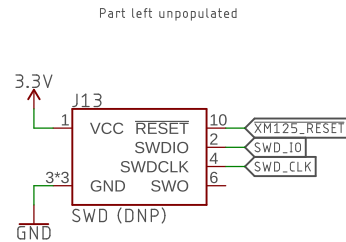
Breakout Headers



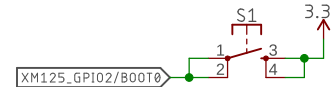
Qwiic Connector



JTAG Breakout



Boot Button



open hardware



Special Instructions

Released under the Creative Commons Attribution Share-Alike 4.0 License
<https://creativecommons.org/licenses/by-sa/4.0/>



TITLE: XM125_Breakout

Design by: M. Chodikov

REV:
v10

Date: 3/13/2024 1:48 PM

Sheet: 1/1