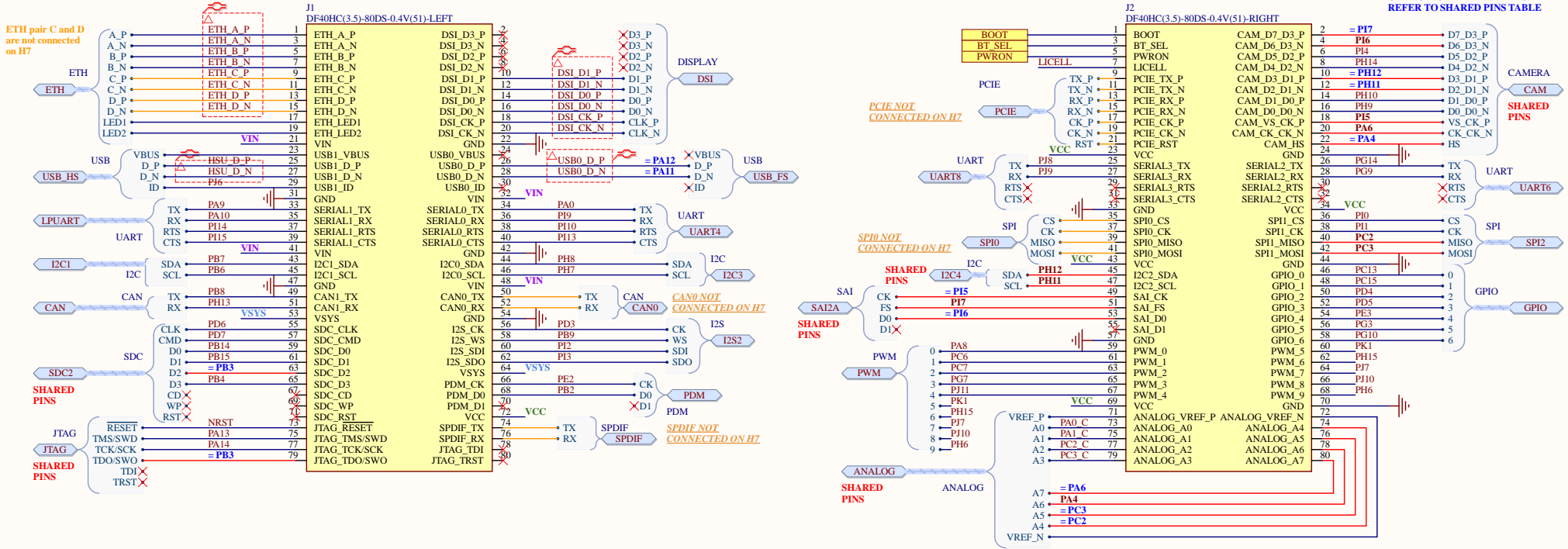
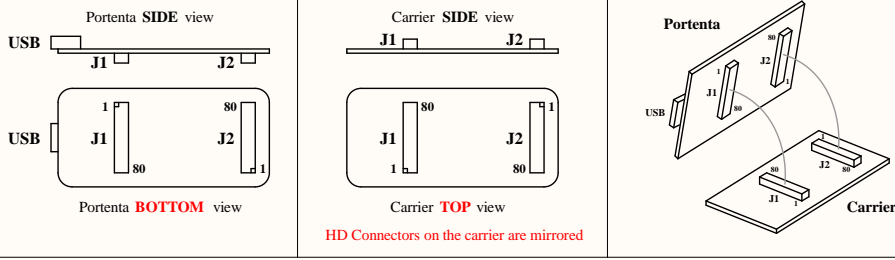


Reference Designs ARE PROVIDED "AS IS" AND "WITH ALL FAULTS". Arduino SA DISCLAIMS ALL OTHER WARRANTIES, EXPRESS OR IMPLIED, REGARDING PRODUCTS, INCLUDING BUT NOT LIMITED TO, ANY IMPLIED WARRANTIES OF MERCHANTABILITY OR FITNESS FOR A PARTICULAR PURPOSE.
 Arduino SA may make changes to specifications and product descriptions at any time, without notice. The Customer must not rely on the absence or characteristics of any features or instructions marked "reserved" or "undefined".
 Arduino SA reserves these for future definition and shall have no responsibility whatsoever for conflicts or incompatibilities arising from future changes to them. The product information on the Web Site or Materials is subject to change without notice.
 Do not finalize a design with this info. ARDUINO and other Arduino brands and logos and Trademarks of Arduino SA. All Arduino SA Trademarks cannot be used without owner's formal permission.



SHARED PINS TABLE

NET	BUS 1	BUS 2
PB3	JTAG	SDC2
PH11	CAM	I2C4
PH12	CAM	I2C4
PI5	CAM	SAI2A
PI6	CAM	SAI2A
PI7	CAM	SAI2A
PA4	CAM	ANALOG
PA6	CAM	ANALOG
PC2	ANALOG	SPI2
PC3	ANALOG	SPI2

POWER NETS TABLE

NET	TYPE	RANGES	DESCRIPTION
VIN	PORTENTA INPUT	4.1V to 6V.	Default 3.3V, PMIC (U10) programmable output.
VCC	PORTENTA OUTPUT	1.1V to 3.3V in steps, max 1A.	Default 3.3V, PMIC (U10) programmable output.
VSYS	PORTENTA RESERVED OUTPUT	RESERVED, DO NOT USE 3.5V to 4.2V, max 600mA.	Default 4.2V, PMIC (U10) programmable output which is also the input voltage of the bucks inside the PMIC itself.
LICELL	PORTENTA INPUT	Coinc cell max 3.6V, max 46uA.	Max 4uA with PMIC (U10) in coin cell mode, max 46uA with PMIC in standby/suspend mode.

Reference Designs ARE PROVIDED "AS IS" AND "WITH ALL FAULTS. Arduino SA DISCLAIMS ALL OTHER WARRANTIES, EXPRESS OR IMPLIED, REGARDING PRODUCTS, INCLUDING BUT NOT LIMITED TO, ANY IMPLIED WARRANTIES OF MERCHANTABILITY OR FITNESS FOR A PARTICULAR PURPOSE.
 Arduino SA may make changes to specifications and product descriptions at any time, without notice. The Customer must not rely on the absence or characteristics of any features or instructions marked "reserved" or "undefined".
 Arduino SA reserves these for future definition and shall have no responsibility whatsoever for conflicts or incompatibilities arising from future changes to them. The product information on the Web Site or Materials is subject to change without notice.
 Do not finalize a design with this info. ARDUINO and other Arduino brands and logos and Trademarks of Arduino SA. All Arduino SA Trademarks cannot be used without owner's formal permission.

A

B

C

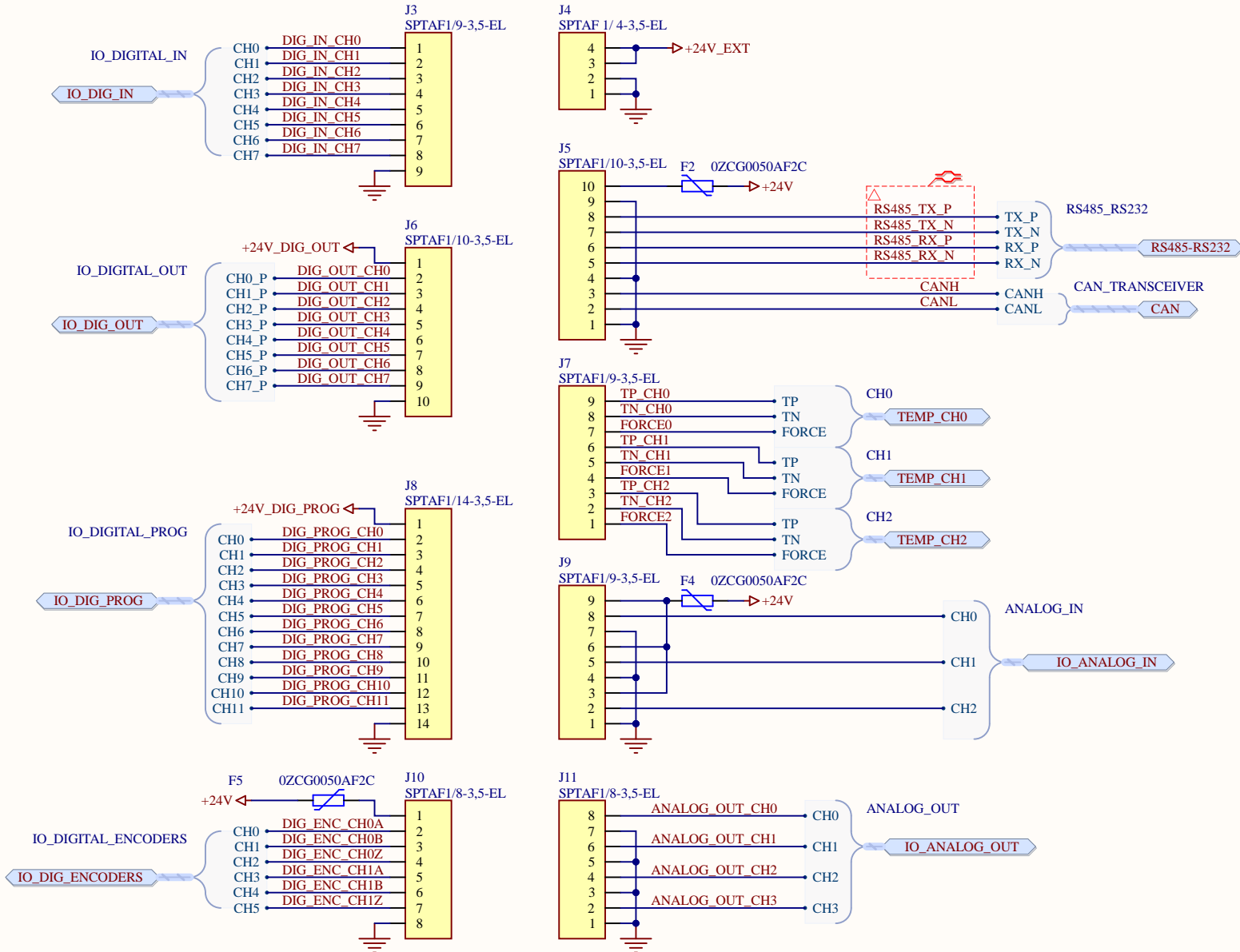
D

A

B

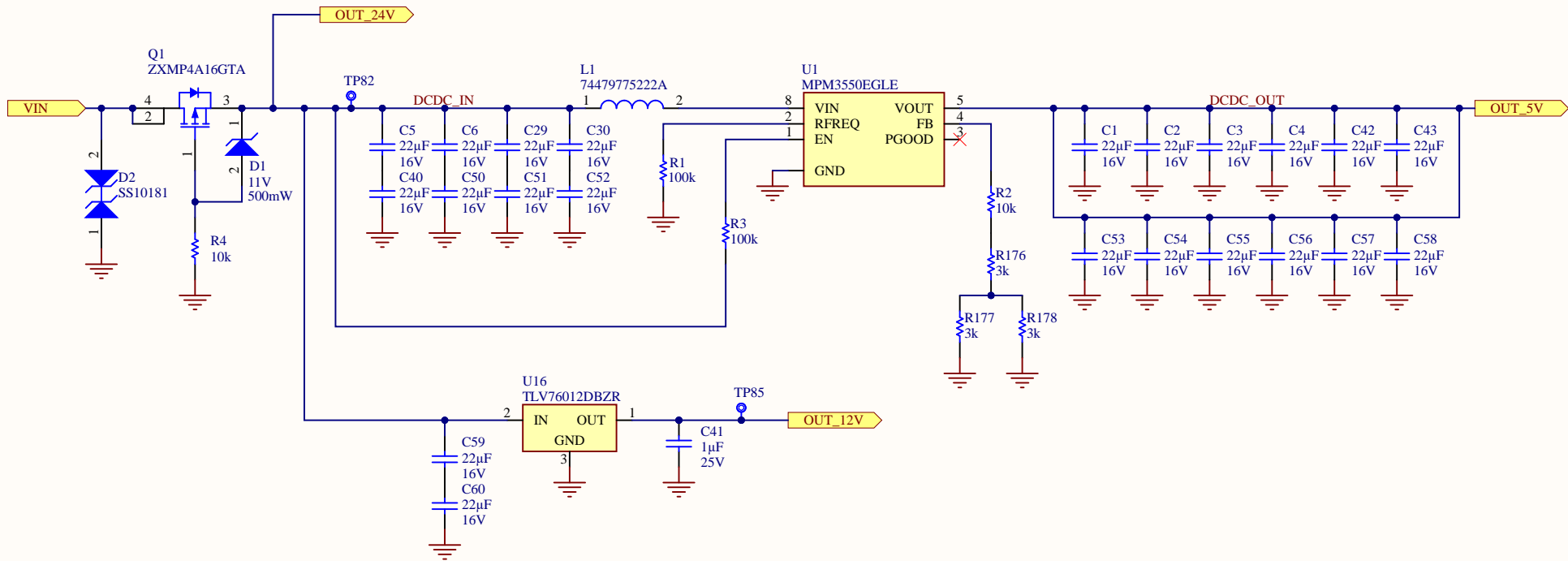
C

D



Reference Designs ARE PROVIDED "AS IS" AND "WITH ALL FAULTS. Arduino SA DISCLAIMS ALL OTHER WARRANTIES, EXPRESS OR IMPLIED, REGARDING PRODUCTS, INCLUDING BUT NOT LIMITED TO, ANY IMPLIED WARRANTIES OF MERCHANTABILITY OR FITNESS FOR A PARTICULAR PURPOSE. Arduino SA may make changes to specifications and product descriptions at any time, without notice. The Customer must not rely on the absence or characteristics of any features or instructions marked "reserved" or "undefined". Arduino SA reserves these for future definition and shall have no responsibility whatsoever for conflicts or incompatibilities arising from future changes to them. The product information on the Web Site or Materials is subject to change without notice. Do not finalize a design with this info. ARDUINO and other Arduino brands and logos and Trademarks of Arduino SA. All Arduino SA Trademarks cannot be used without owner's formal permission.

Title: MORSETTIERA			
ID: AKX00032	Revision: V1.1		
Date: 2021-05-11	Time: 15:10:54	Sheet 3 of 19	
File: MORSETTIERA.SchDoc	Author: S.Navaretti	RevAuthor: S.Navaretti	



Reference Designs ARE PROVIDED "AS IS" AND "WITH ALL FAULTS". Arduino SA DISCLAIMS ALL OTHER WARRANTIES, EXPRESS OR IMPLIED, REGARDING PRODUCTS, INCLUDING BUT NOT LIMITED TO, ANY IMPLIED WARRANTIES OF MERCHANTABILITY OR FITNESS FOR A PARTICULAR PURPOSE. Arduino SA may make changes to specifications and product descriptions at any time, without notice. The Customer must not rely on the absence or characteristics of any features or instructions marked "reserved" or "undefined". Arduino SA reserves these for future definition and shall have no responsibility whatsoever for conflicts or incompatibilities arising from future changes to them. The product information on the Web Site or Materials is subject to change without notice. Do not finalize a design with this info. ARDUINO and other Arduino brands and logos and Trademarks of Arduino SA. All Arduino SA Trademarks cannot be used without owner's formal permission.

Title: **POWER**

ID: **AKX00032**

Date: 2021-05-11 Time: 15:10:55

File: POWER.SchDoc

Revision: **V1.1**

Sheet 4 of 19

Author: S.Navaretti



RevAuthor: S.Navaretti

1

2

3

4

A

A

B

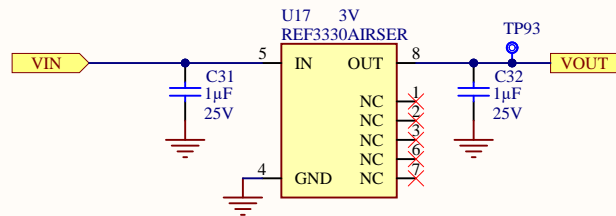
B

C



C

D

D



Reference Designs ARE PROVIDED "AS IS" AND "WITH ALL FAULTS. Arduino SA DISCLAIMS ALL OTHER WARRANTIES, EXPRESS OR IMPLIED, REGARDING PRODUCTS, INCLUDING BUT NOT LIMITED TO, ANY IMPLIED WARRANTIES OF MERCHANTABILITY OR FITNESS FOR A PARTICULAR PURPOSE. Arduino SA may make changes to specifications and product descriptions at any time, without notice. The Customer must not rely on the absence or characteristics of any features or instructions marked "reserved" or "undefined". Arduino SA reserves these for future definition and shall have no responsibility whatsoever for conflicts or incompatibilities arising from future changes to them. The product information on the Web Site or Materials is subject to change without notice. Do not finalize a design with this info. ARDUINO and other Arduino brands and logos and Trademarks of Arduino SA. All Arduino SA Trademarks cannot be used without owner's formal permission.

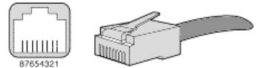
Title: VOLTAGE REFERENCE		 	
ID: AKX00032	Revision: V1.1		
Date: 2021-05-11	Time: 15:10:56	Sheet 5 of 19	
File: ADC_VOLTAGE_REFERENCE.SchDoc		Author: S.Navaretti	RevAuthor: S.Navaretti

1

2

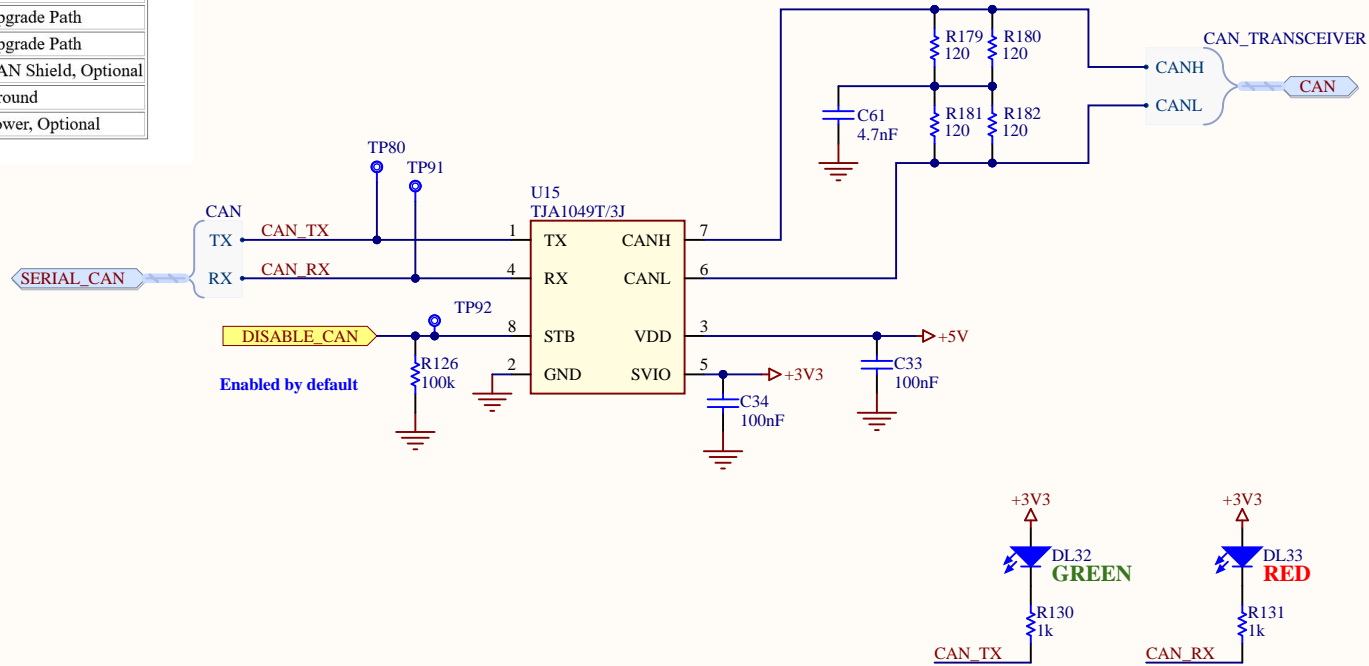
3

4



RJ-45 connector
RJ10, RJ45 CAN Bus PinOut

RJ45 Pin #	RJ10 Pin #	Signal name	Signal Description
1	2	CAN_H	Dominant High
2	3	CAN_L	Dominant Low
3	4	CAN_GND	Ground
4	-	Reserved	Upgrade Path
5	-	Reserved	Upgrade Path
6	-	CAN_SHLD	CAN Shield, Optional
7	-	CAN_GND	Ground
8	1	CAN_V+	Power, Optional



Reference Designs ARE PROVIDED "AS IS" AND "WITH ALL FAULTS. Arduino SA DISCLAIMS ALL OTHER WARRANTIES, EXPRESS OR IMPLIED, REGARDING PRODUCTS, INCLUDING BUT NOT LIMITED TO, ANY IMPLIED WARRANTIES OF MERCHANTABILITY OR FITNESS FOR A PARTICULAR PURPOSE. Arduino SA may make changes to specifications and product descriptions at any time, without notice. The Customer must not rely on the absence or characteristics of any features or instructions marked "reserved" or "undefined". Arduino SA reserves these for future definition and shall have no responsibility whatsoever for conflicts or incompatibilities arising from future changes to them. The product information on the Web Site or Materials is subject to change without notice. Do not finalize a design with this info. ARDUINO and other Arduino brands and logos and Trademarks of Arduino SA. All Arduino SA Trademarks cannot be used without owner's formal permission.

Title: CAN		Revision: V1.1			
ID: AKX00032	Date: 2021-05-11	Time: 15:10:57	Sheet 6 of 19		
File: CAN.SchDoc	Author: S.Navaretti		RevAuthor: S.Navaretti		

PIN DESCRIPTIONS

Pin	Name	RS-232	RS-485 Full Duplex	RS-485 Half Duplex
1				
2	GND		Ground	
3	T1OUT, B/Z	Transmitter 1 Output	Z Driver Neg Output	B/Z Neg Input/Output
4	T2OUT, A/Y	Transmitter 2 Output	Y Driver Pos Output	A/Y Pos Input/Output
5				
6	R1OUT	Receiver 1 Output	X	X
7	R2OUT, RO	Receiver 2 Output	Receiver TTL Output	Receiver TTL Output
8				
9				
10	SHDN		Low power shutdown mode when low	
11	SLEW		Data rate limited to 250kbits when low	
12	FD_TX_TERM	X	120Ω Y-Z termination enabled when both TERM and FD_TX_TERM are high	X
13	TERM	X	120Ω A-B termination enabled when high	
14	RS-485/RS-232	0	1	1
15	HALF/FULL	X	0	1
16				
17	GND		Ground	
18	R2IN, A	Receiver 2 Input	A Pos Receiver Input	X
19	R1IN, B	Receiver 1 Input	B Neg Receiver Input	X
20	RE	X	Receiver enabled when low	
21	T2IN, DE	Transmitter 2 Input	Driver enabled when high	
22	T1IN, DI	Transmitter 1 Input	Driver TTL Input	
23				
24				
25	V-		Charge pump negative supply, 0.1μF from ground	
26	C2-		Charge pump cap 2 negative lead	
27	C2+		Charge pump cap 2 positive lead, 0.1μF	
28	V+		Charge pump positive supply, 0.1μF to ground	
29	C1+		Charge pump cap 1 positive lead, 0.1μF	
30	VL		Logic Supply for TTL Inputs and Outputs, V _L = +1.65V to +5.5V or tie to V _{CC}	
31	VCC		Main Supply, V _{CC} = +3.0V to +5.5V, bypass to ground with 1.0μF	
32	C1-		Charge pump cap 1 negative lead	

TABLE 1: RS-232 TX TRUTH TABLE

INPUTS			OUTPUTS	
SHDN	RS-485/RS-232	DI/T1IN, DE/T2IN	Z(B)/T1OUT, Y(A)/T2OUT	
0	X	X		1/8th unit load
1	0	0	1	
1	0	1	0	
1	1	X		RS-485 Mode

TABLE 2: RS-232 RX TRUTH TABLE

INPUTS			OUTPUTS	
SHDN	RS-485/RS-232	B/R1IN, A/R2IN	R1OUT, ROR2OUT	
X	0	0	1	
X	0	1	0	
X	0	Inputs open	1	
X	1	X		R1OUT High-Z, ROR2OUT in RS-485 Mode

TABLE 3: RS-485/422 TX TRUTH TABLE

INPUTS					OUTPUTS	
SHDN	RS-485/RS-232	DE/T2IN	DI/T1IN	Z(B)/T1OUT	Y(A)/T2OUT	
0	X	X	X	1/8th unit load	1/8th unit load	
1	1	0	X	1/8th unit load	1/8th unit load	
1	1	1	0	1	0	
1	1	1	1	0	1	
X	0	X	X			RS-232 Mode

TABLE 4: RS-485/422 RX TRUTH TABLE

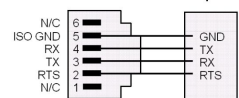
INPUTS					OUTPUT		
RS-485/RS-232	SHDN	HALF/FULL	RE	(A-B)	(Y-Z)	ROR2OUT	
1	0	X	X	X	X	High-Z	
1	1	0	0	≥ -50mV	X	1	
1	1	0	0	≤ -200mV	X	0	
1	1	1	0	0	Floating	X	1
1	1	1	0	X	≥ -50mV	1	
1	1	1	0	X	≤ -200mV	0	
1	1	1	1	0	X	Floating	1
1	1	X	1	X	X	High-Z	
0	X	X	X	X	X	RS-232 Mode	

TABLE 5: RS-485/422 TERMINATION TRUTH TABLE

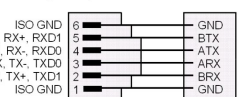
FD_TX_TERM	TERM	RS-485/RS-232	HALF/FULL	TX TERM	RX TERM
Pin 12	Pin 13	Pin 14	Pin 15	Pins 3-4	Pins 18-19
X	0	1	0	-	-
0	1	1	0	-	ON
1	1	1	0	ON	ON
X	0	1	1	-	-
X	1	1	1	ON	-
X	X	0	X	-	-

The DE and RE pins have no effect on the termination setting in any mode.

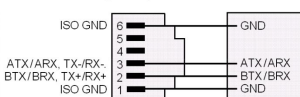
RS232 INTERFACE



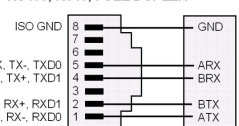
RS485, RJ11, FULL DUPLEX



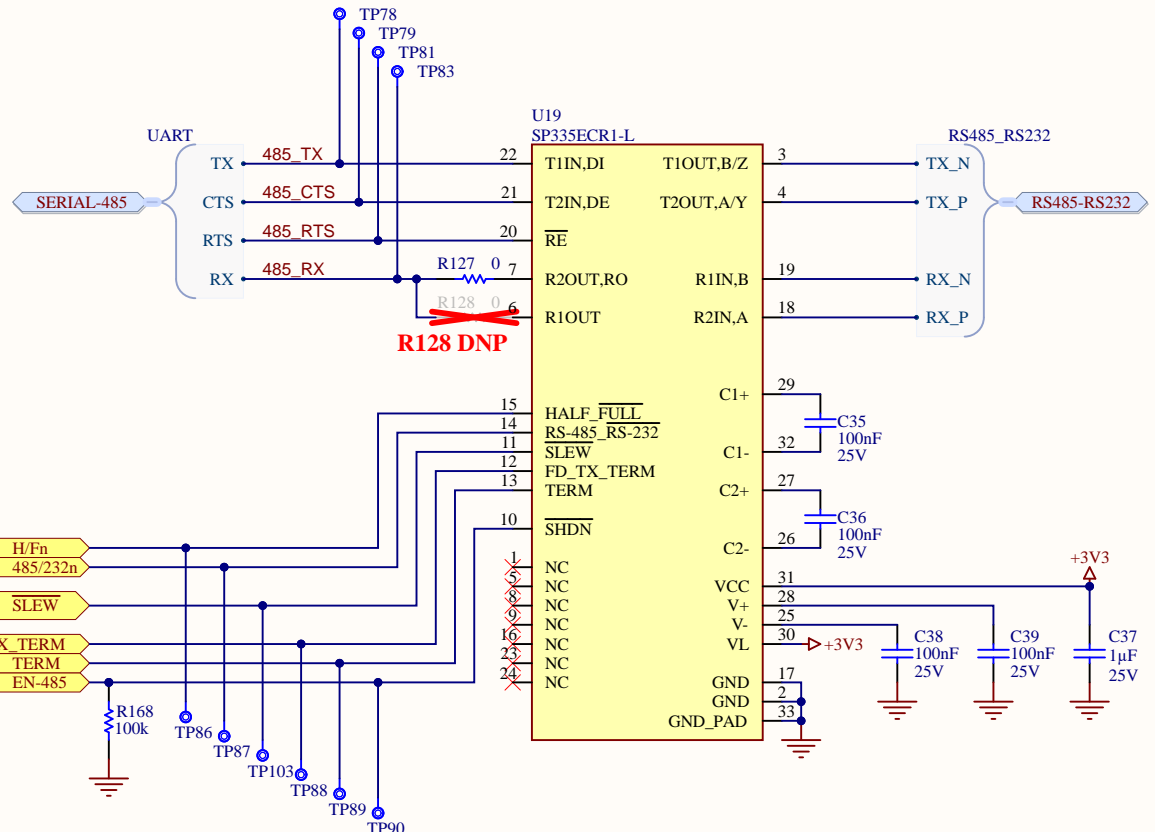
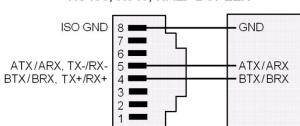
RS485, RJ11, HALF DUPLEX



RS485, RJ45, FULL DUPLEX



RS485, RJ45, HALF DUPLEX



Reference Designs ARE PROVIDED "AS IS" AND "WITH ALL FAULTS". Arduino SA DISCLAIMS ALL OTHER WARRANTIES, EXPRESS OR IMPLIED, REGARDING PRODUCTS, INCLUDING BUT NOT LIMITED TO, ANY IMPLIED WARRANTIES OF MERCHANTABILITY OR FITNESS FOR A PARTICULAR PURPOSE. Arduino SA may make changes to specifications and product descriptions at any time, without notice. The Customer must not rely on the absence or characteristics of any features or instructions marked "reserved" or "undefined". Arduino SA reserves these for future definition and shall have no responsibility whatsoever for conflicts or incompatibilities arising from future changes to them. The product information on the Web Site or Materials is subject to change without notice. Do not finalize a design with this info. ARDUINO and other Arduino brands and logos and Trademarks of Arduino SA. All Arduino SA Trademarks cannot be used without owner's formal permission.

Title: **RS485 / RS422 / RS232**

ID: **AKX00032**

Revision: **V1.1**

Date: **2021-05-11** Time: **15:10:58**

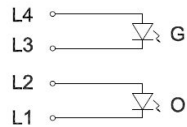
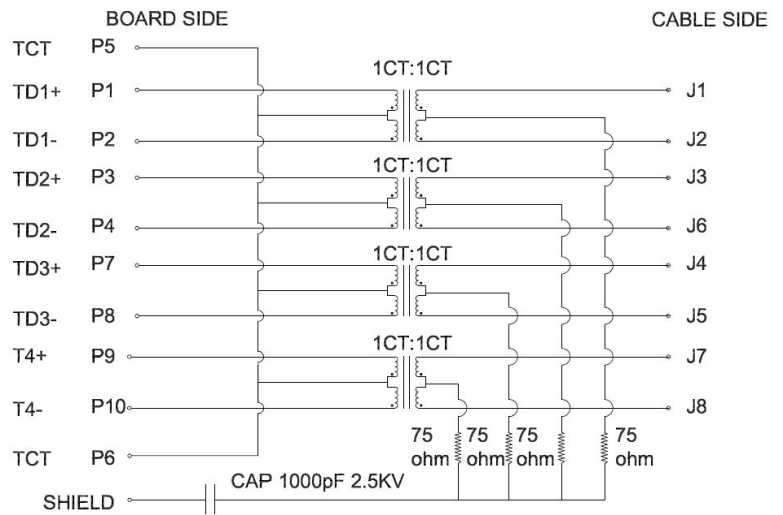
Sheet **7** of **19**

File: **RS485_RS232.SchDoc**

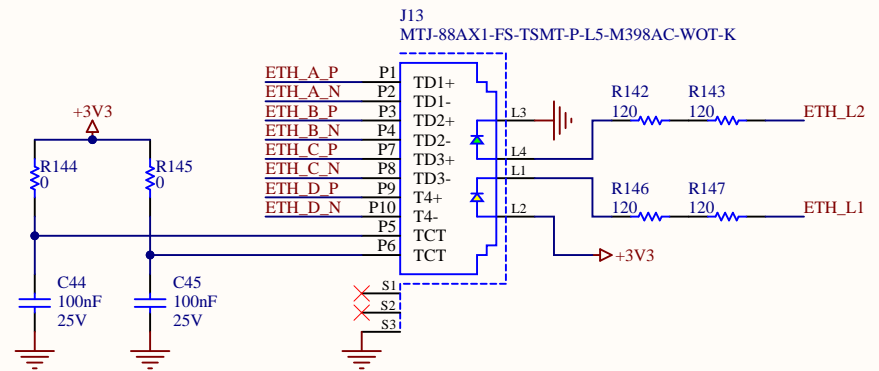
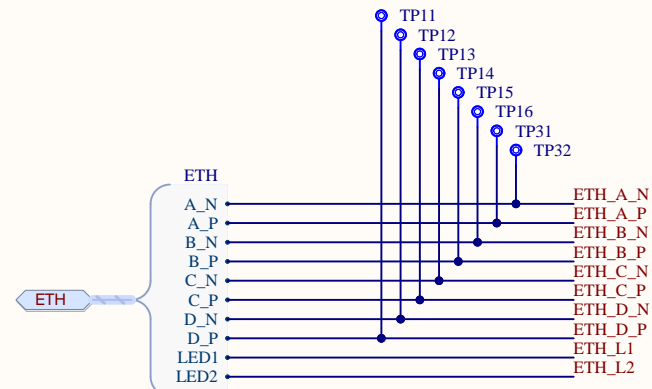
Author: **S.Navaretti**

RevAuthor: **S.Navaretti**





Pin	Green	Pin	Orange
L4	+	L2	+
L3	-	L1	-



Reference Designs ARE PROVIDED "AS IS" AND "WITH ALL FAULTS". Arduino SA DISCLAIMS ALL OTHER WARRANTIES, EXPRESS OR IMPLIED, REGARDING PRODUCTS, INCLUDING BUT NOT LIMITED TO, ANY IMPLIED WARRANTIES OF MERCHANTABILITY OR FITNESS FOR A PARTICULAR PURPOSE.
 Arduino SA may make changes to specifications and product descriptions at any time, without notice. The Customer must not rely on the absence or characteristics of any features or instructions marked "reserved" or "undefined". Arduino SA reserves these for future definition and shall have no responsibility whatsoever for conflicts or incompatibilities arising from future changes to them. The product information on the Web Site or Materials is subject to change without notice.
 Do not finalize a design with this info. ARDUINO and other Arduino brands and logos and Trademarks of Arduino SA. All Arduino SA Trademarks cannot be used without owner's formal permission.

Title: **ETHERNET**

ID: **AKX00032**

Date: 2021-05-11 Time: 15:10:58

File: ETHERNET.SchDoc

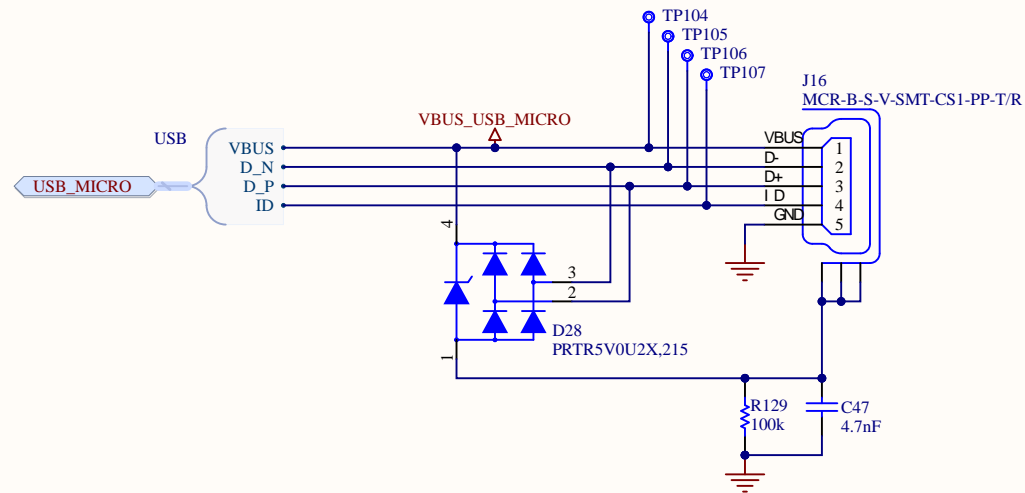
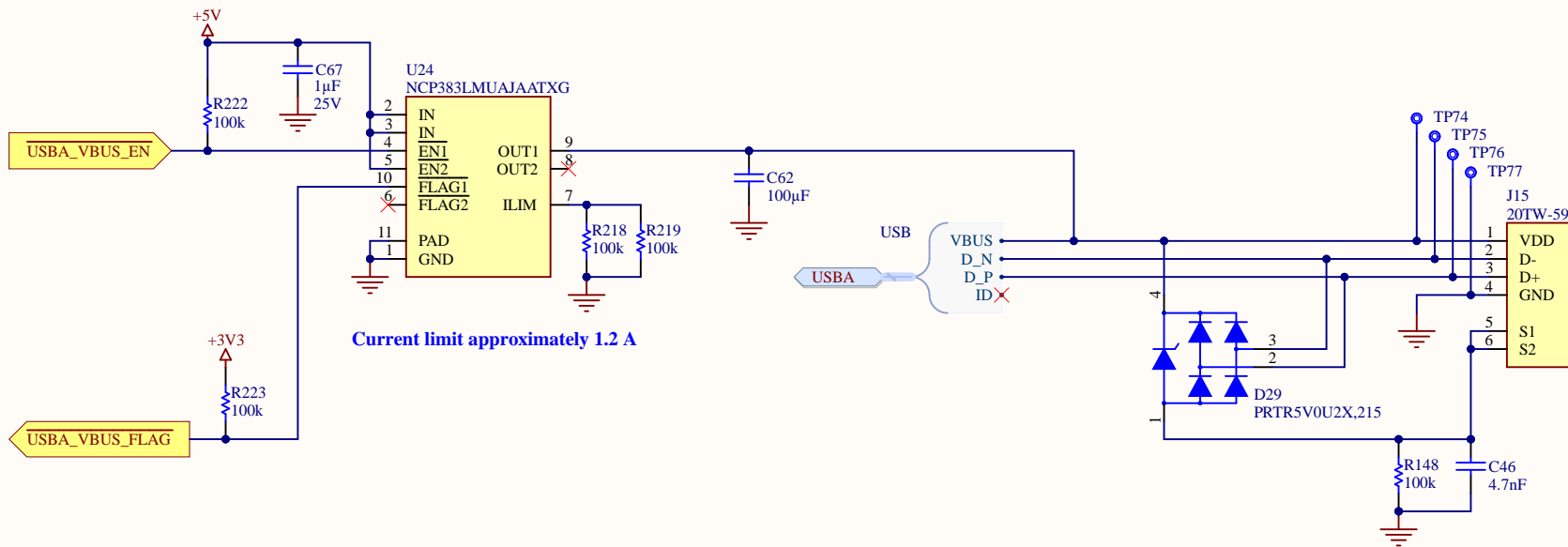
Revision: **V1.1**

Sheet 8 of 19



Author: S.Navaretti

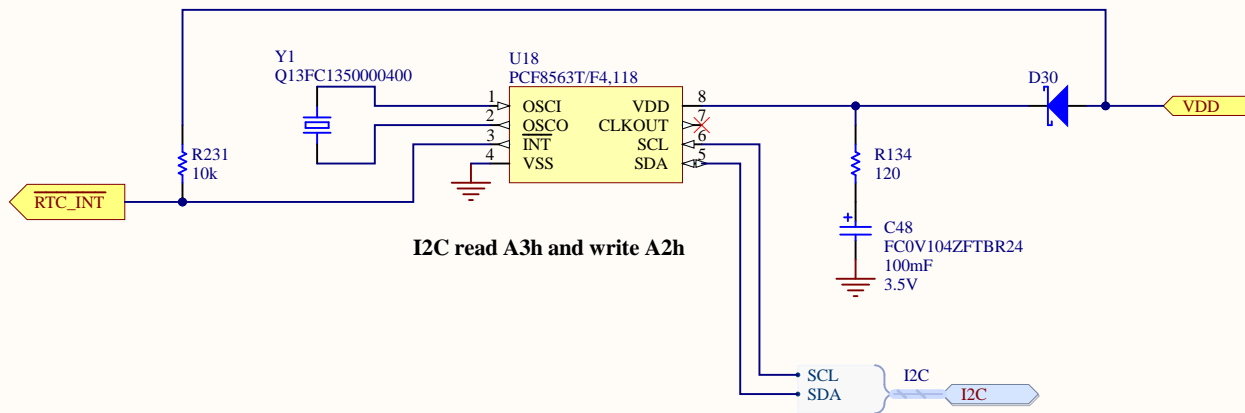
RevAuthor: S.Navaretti







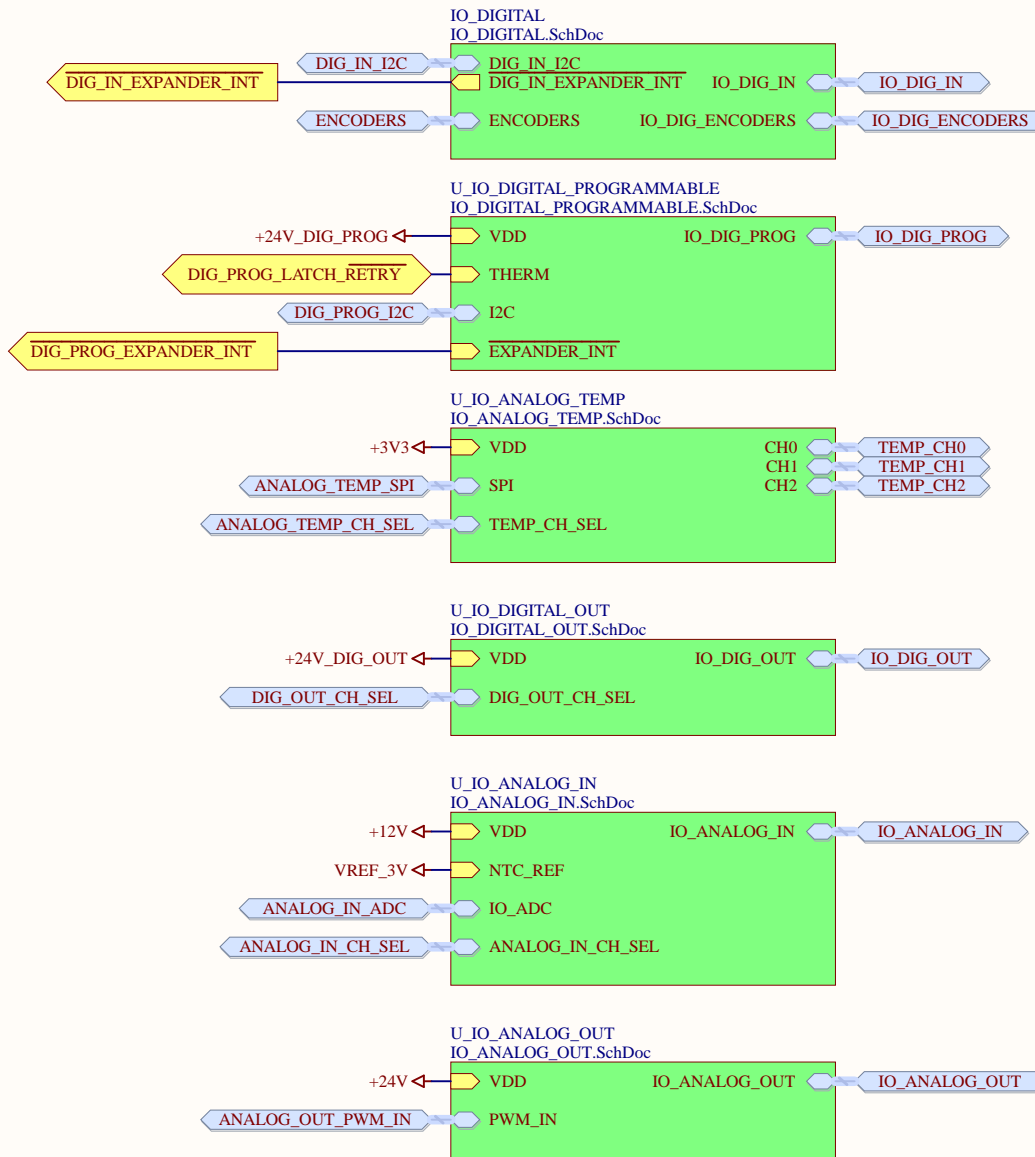
Reference Designs ARE PROVIDED "AS IS" AND "WITH ALL FAULTS. Arduino SA DISCLAIMS ALL OTHER WARRANTIES, EXPRESS OR IMPLIED, REGARDING PRODUCTS, INCLUDING BUT NOT LIMITED TO, ANY IMPLIED WARRANTIES OF MERCHANTABILITY OR FITNESS FOR A PARTICULAR PURPOSE. Arduino SA may make changes to specifications and product descriptions at any time, without notice. The Customer must not rely on the absence or characteristics of any features or instructions marked "reserved" or "undefined". Arduino SA reserves these for future definition and shall have no responsibility whatsoever for conflicts or incompatibilities arising from future changes to them. The product information on the Web Site or Materials is subject to change without notice. Do not finalize a design with this info. ARDUINO and other Arduino brands and logos and Trademarks of Arduino SA. All Arduino SA Trademarks cannot be used without owner's formal permission.

Title: USB		 	
ID: AKX00032			
Date: 2021-05-11	Time: 15:10:59	Sheet 9 of 19	
File: USB.SchDoc		Author: S.Navaretti	
		RevAuthor: S.Navaretti	





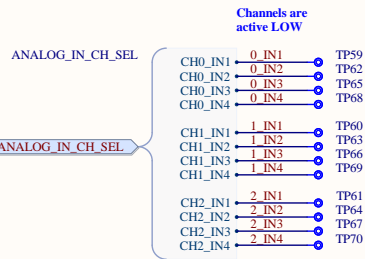
Reference Designs ARE PROVIDED "AS IS" AND "WITH ALL FAULTS. Arduino SA DISCLAIMS ALL OTHER WARRANTIES, EXPRESS OR IMPLIED, REGARDING PRODUCTS, INCLUDING BUT NOT LIMITED TO, ANY IMPLIED WARRANTIES OF MERCHANTABILITY OR FITNESS FOR A PARTICULAR PURPOSE.
 Arduino SA may make changes to specifications and product descriptions at any time, without notice. The Customer must not rely on the absence or characteristics of any features or instructions marked "reserved" or "undefined". Arduino SA reserves these for future definition and shall have no responsibility whatsoever for conflicts or incompatibilities arising from future changes to them. The product information on the Web Site or Materials is subject to change without notice.
 Do not finalize a design with this info. ARDUINO and other Arduino brands and logos and Trademarks of Arduino SA. All Arduino SA Trademarks cannot be used without owner's formal permission.

Title: RTC		 	
ID: AKX00032	Revision: V1.1		
Date: 2021-05-11	Time: 15:11:00	Sheet 10 of 19	
File: RTC.SchDoc	Author: S.Navaretti	RevAuthor: S.Navaretti	



Reference Designs ARE PROVIDED "AS IS" AND "WITH ALL FAULTS. Arduino SA DISCLAIMS ALL OTHER WARRANTIES, EXPRESS OR IMPLIED, REGARDING PRODUCTS, INCLUDING BUT NOT LIMITED TO, ANY IMPLIED WARRANTIES OF MERCHANTABILITY OR FITNESS FOR A PARTICULAR PURPOSE. Arduino SA may make changes to specifications and product descriptions at any time, without notice. The Customer must not rely on the absence or characteristics of any features or instructions marked "reserved" or "undefined". Arduino SA reserves these for future definition and shall have no responsibility whatsoever for conflicts or incompatibilities arising from future changes to them. The product information on the Web Site or Materials is subject to change without notice. Do not finalize a design with this info. ARDUINO and other Arduino brands and logos and Trademarks of Arduino SA. All Arduino SA Trademarks cannot be used without owner's formal permission.

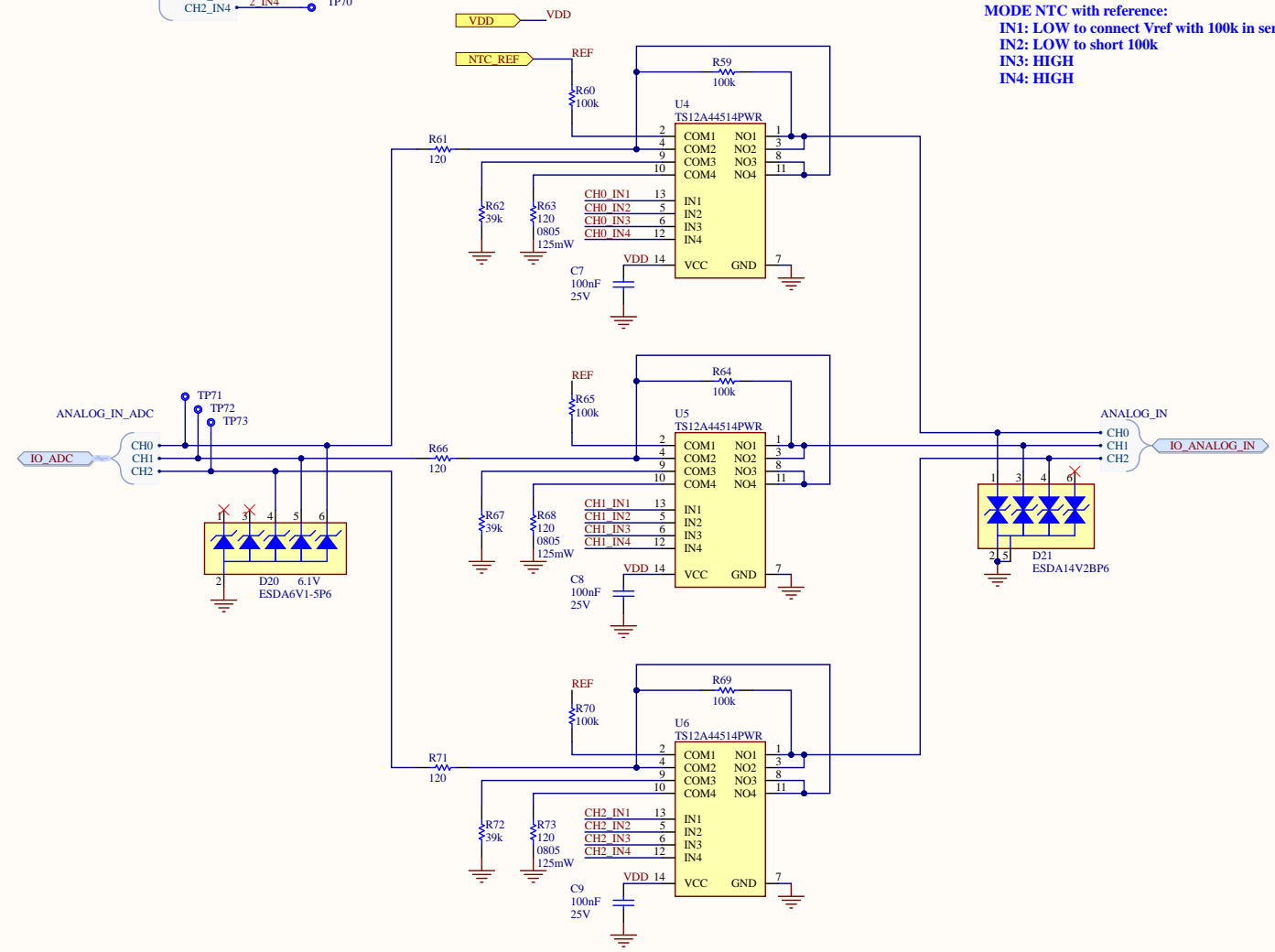
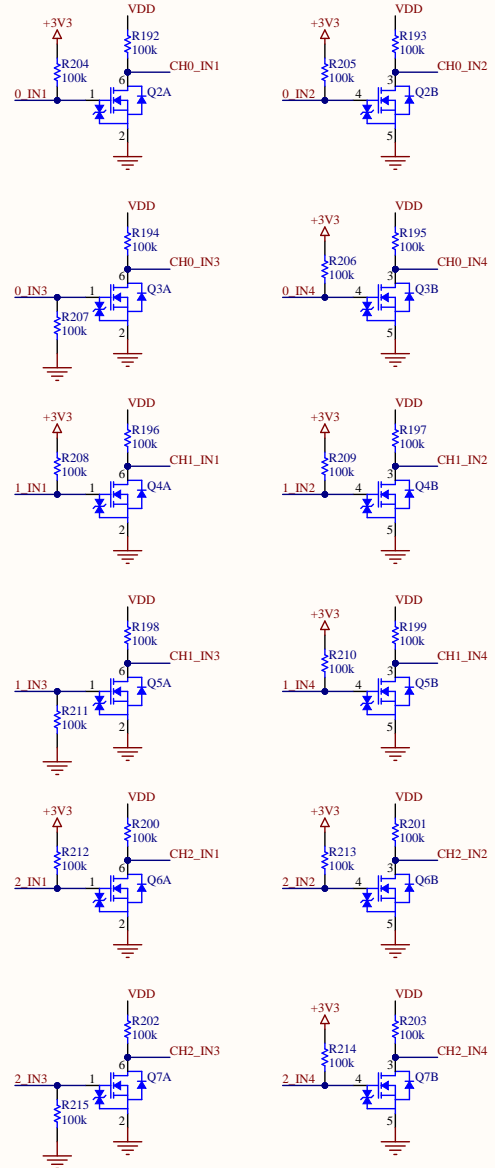
Title: IO TOP		 	
ID: AKX00032			
Date: 2021-05-11	Time: 15:11:01	Sheet 11 of 19	
File: IO.SchDoc		Author: S.Navaretti	RevAuthor: S.Navaretti



MODE 0-10V:
 IN1: HIGH
 IN2: HIGH
 IN3: LOW to connect 39kohm to input
 IN4: HIGH

MODE 4-20mA:
 IN1: HIGH
 IN2: LOW to short 100k
 IN3: HIGH
 IN4: LOW to connect 120ohm in parallel to input

MODE NTC with reference:
 IN1: LOW to connect Vref with 100k in series to input
 IN2: LOW to short 100k
 IN3: HIGH
 IN4: HIGH

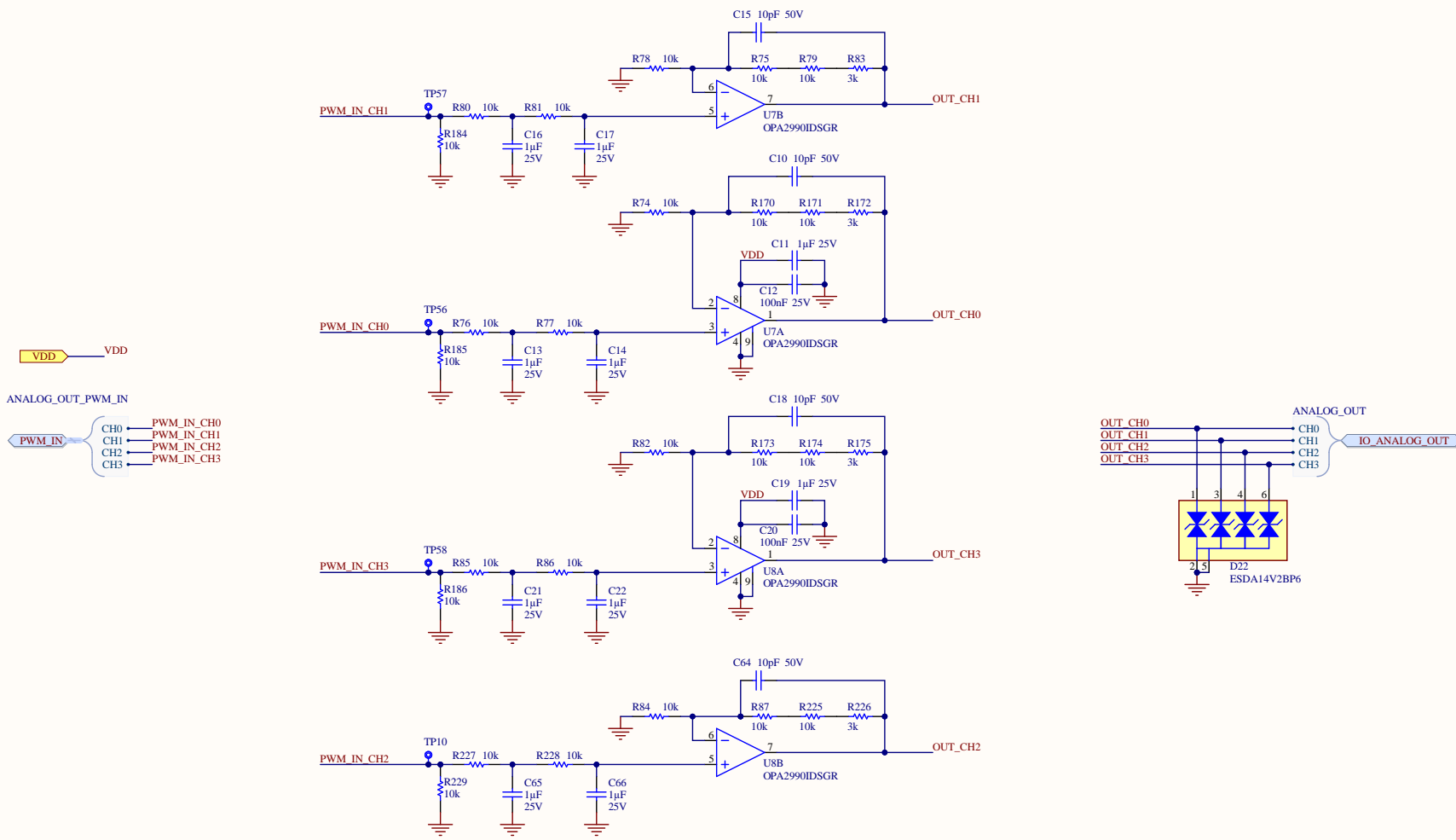


Reference Designs ARE PROVIDED "AS IS" AND "WITH ALL FAULTS. Arduino SA DISCLAIMS ALL OTHER WARRANTIES, EXPRESS OR IMPLIED, REGARDING PRODUCTS, INCLUDING BUT NOT LIMITED TO, ANY IMPLIED WARRANTIES OF MERCHANTABILITY OR FITNESS FOR A PARTICULAR PURPOSE.
 Arduino SA may make changes to specifications and product descriptions at any time, without notice. The Customer must not rely on the absence or characteristics of any features or instructions marked "reserved" or "undefined".
 Arduino SA reserves these for future definition and shall have no responsibility whatsoever for conflicts or incompatibilities arising from future changes to them. The product information on the Web Site or Materials is subject to change without notice.
 Do not finalize a design with this info. ARDUINO and other Arduino brands and logos and Trademarks of Arduino SA. All Arduino SA Trademarks cannot be used without owner's formal permission.

Title: ANALOG IN				
ID: AKX00032	Revision: V1.1			
Date: 2021-05-11	Time: 15:11:02			
File: IO_ANALOG_IN_SchDoc	Author: S.Navaretti	RevAuthor: S.Navaretti		

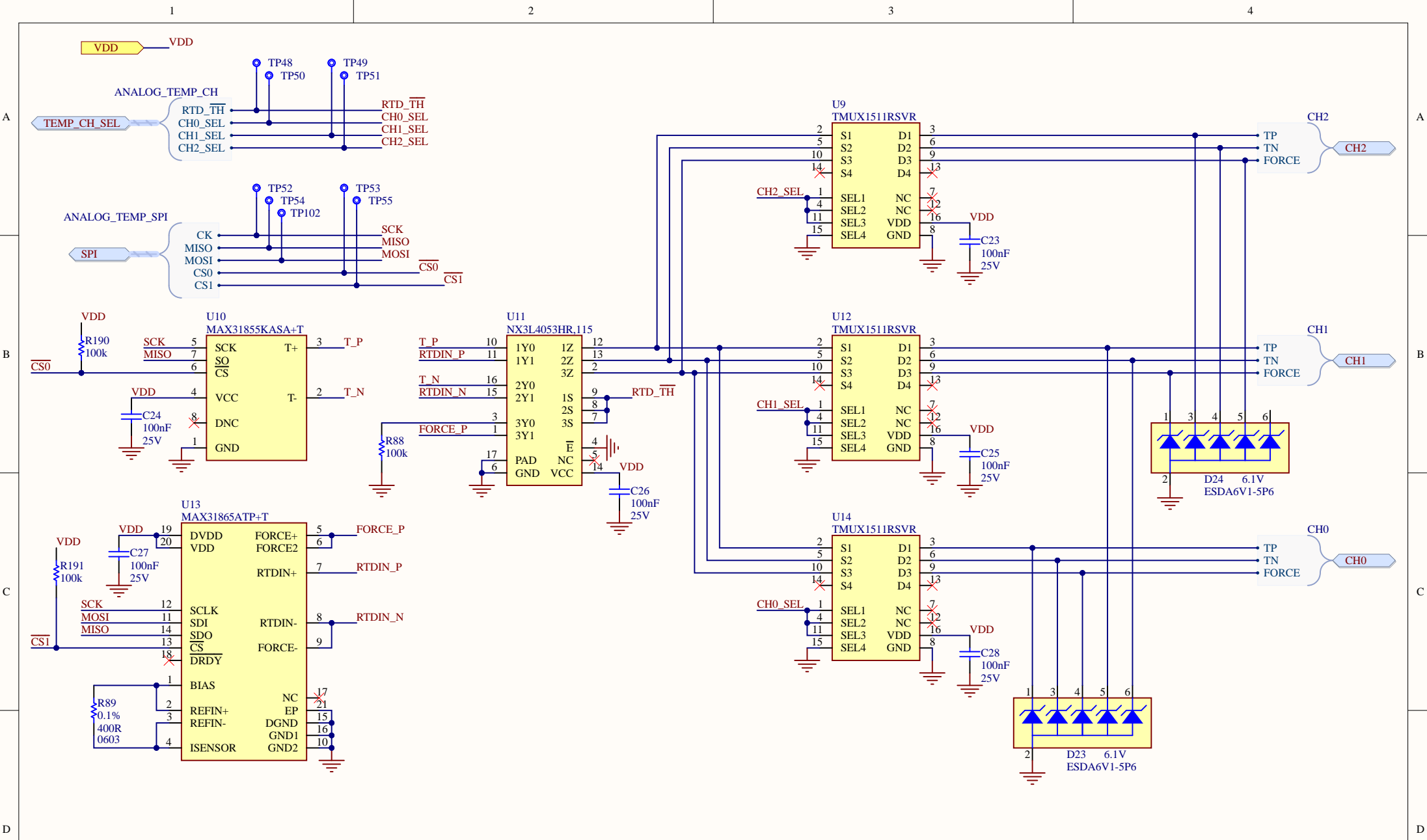
A
B
C
D

A
B
C
D





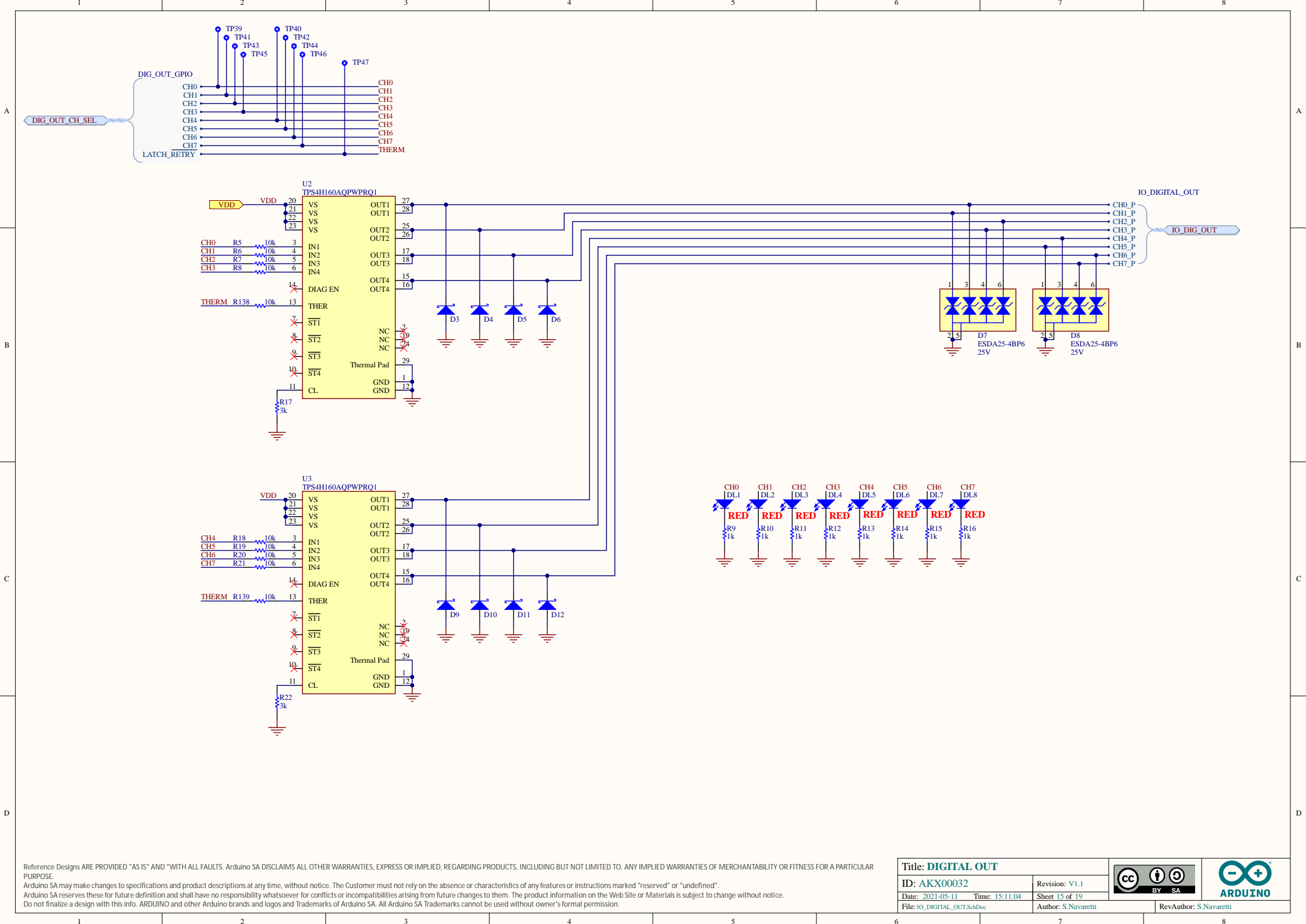
Reference Designs ARE PROVIDED "AS IS" AND "WITH ALL FAULTS. Arduino SA DISCLAIMS ALL OTHER WARRANTIES, EXPRESS OR IMPLIED, REGARDING PRODUCTS, INCLUDING BUT NOT LIMITED TO, ANY IMPLIED WARRANTIES OF MERCHANTABILITY OR FITNESS FOR A PARTICULAR PURPOSE.
 Arduino SA may make changes to specifications and product descriptions at any time, without notice. The Customer must not rely on the absence or characteristics of any features or instructions marked "reserved" or "undefined".
 Arduino SA reserves these for future definition and shall have no responsibility whatsoever for conflicts or incompatibilities arising from future changes to them. The product information on the Web Site or Materials is subject to change without notice.
 Do not finalize a design with this info. ARDUINO and other Arduino brands and logos and Trademarks of Arduino SA. All Arduino SA Trademarks cannot be used without owner's formal permission.

Title: ANALOG OUT			
ID: AKX00032	Revision: V1.1		
Date: 2021-05-11	Time: 15:11:03	Sheet 13 of 19	
File: IO_ANALOG_OUT.SchDoc		Author: S.Navaretti	RevAuthor: S.Navaretti



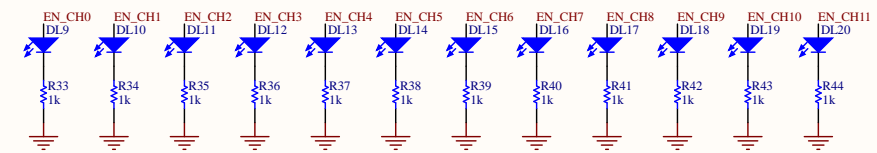
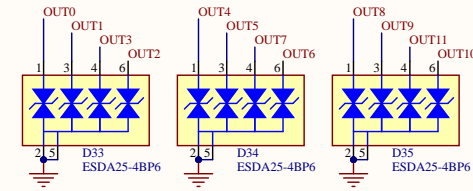
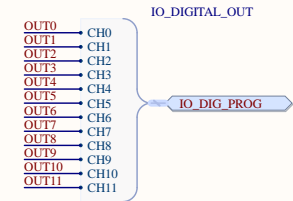
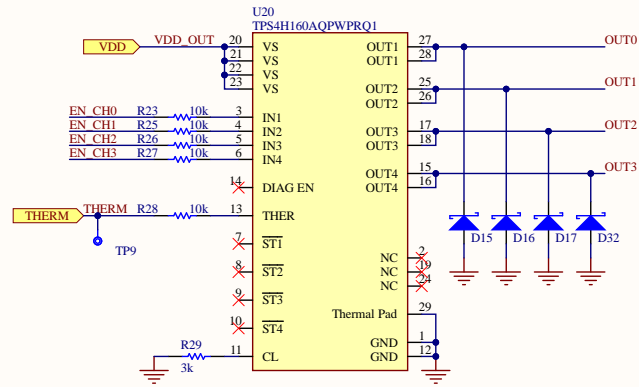
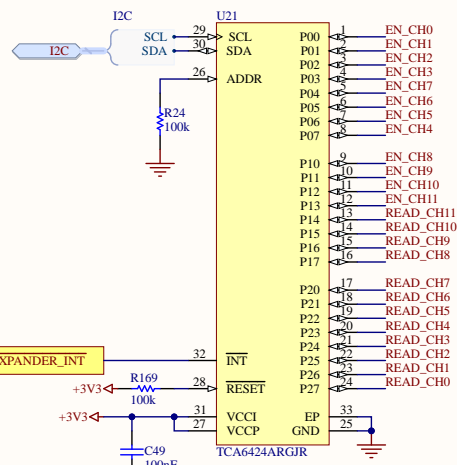
Reference Designs ARE PROVIDED "AS IS" AND "WITH ALL FAULTS". Arduino SA DISCLAIMS ALL OTHER WARRANTIES, EXPRESS OR IMPLIED, REGARDING PRODUCTS, INCLUDING BUT NOT LIMITED TO, ANY IMPLIED WARRANTIES OF MERCHANTABILITY OR FITNESS FOR A PARTICULAR PURPOSE.
 Arduino SA may make changes to specifications and product descriptions at any time, without notice. The Customer must not rely on the absence or characteristics of any features or instructions marked "reserved" or "undefined". Arduino SA reserves these for future definition and shall have no responsibility whatsoever for conflicts or incompatibilities arising from future changes to them. The product information on the Web Site or Materials is subject to change without notice.
 Do not finalize a design with this info. ARDUINO and other Arduino brands and logos and Trademarks of Arduino SA. All Arduino SA Trademarks cannot be used without owner's formal permission.

Title: ANALOG TEMP		 	
ID: AKX00032			
Date: 2021-05-11	Time: 15:11:04	Sheet 14 of 19	
File: IO_ANALOG_TEMP.SchDoc	Author: S.Navaretti	RevAuthor: S.Navaretti	

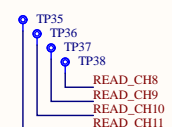
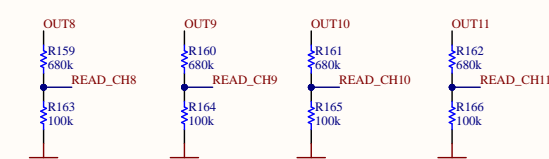
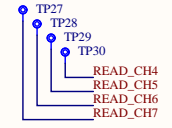
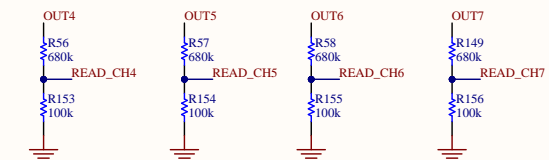
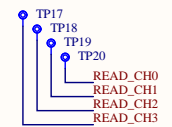
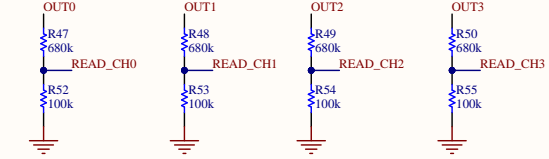


Reference Designs ARE PROVIDED "AS IS" AND "WITH ALL FAULTS. Arduino SA DISCLAIMS ALL OTHER WARRANTIES, EXPRESS OR IMPLIED, REGARDING PRODUCTS, INCLUDING BUT NOT LIMITED TO, ANY IMPLIED WARRANTIES OF MERCHANTABILITY OR FITNESS FOR A PARTICULAR PURPOSE.
 Arduino SA may make changes to specifications and product descriptions at any time, without notice. The Customer must not rely on the absence or characteristics of any features or instructions marked "reserved" or "undefined".
 Arduino SA reserves these for future definition and shall have no responsibility whatsoever for conflicts or incompatibilities arising from future changes to them. The product information on the Web Site or Materials is subject to change without notice.
 Do not finalize a design with this info. ARDUINO and other Arduino brands and logos and Trademarks of Arduino SA. All Arduino SA Trademarks cannot be used without owner's formal permission.

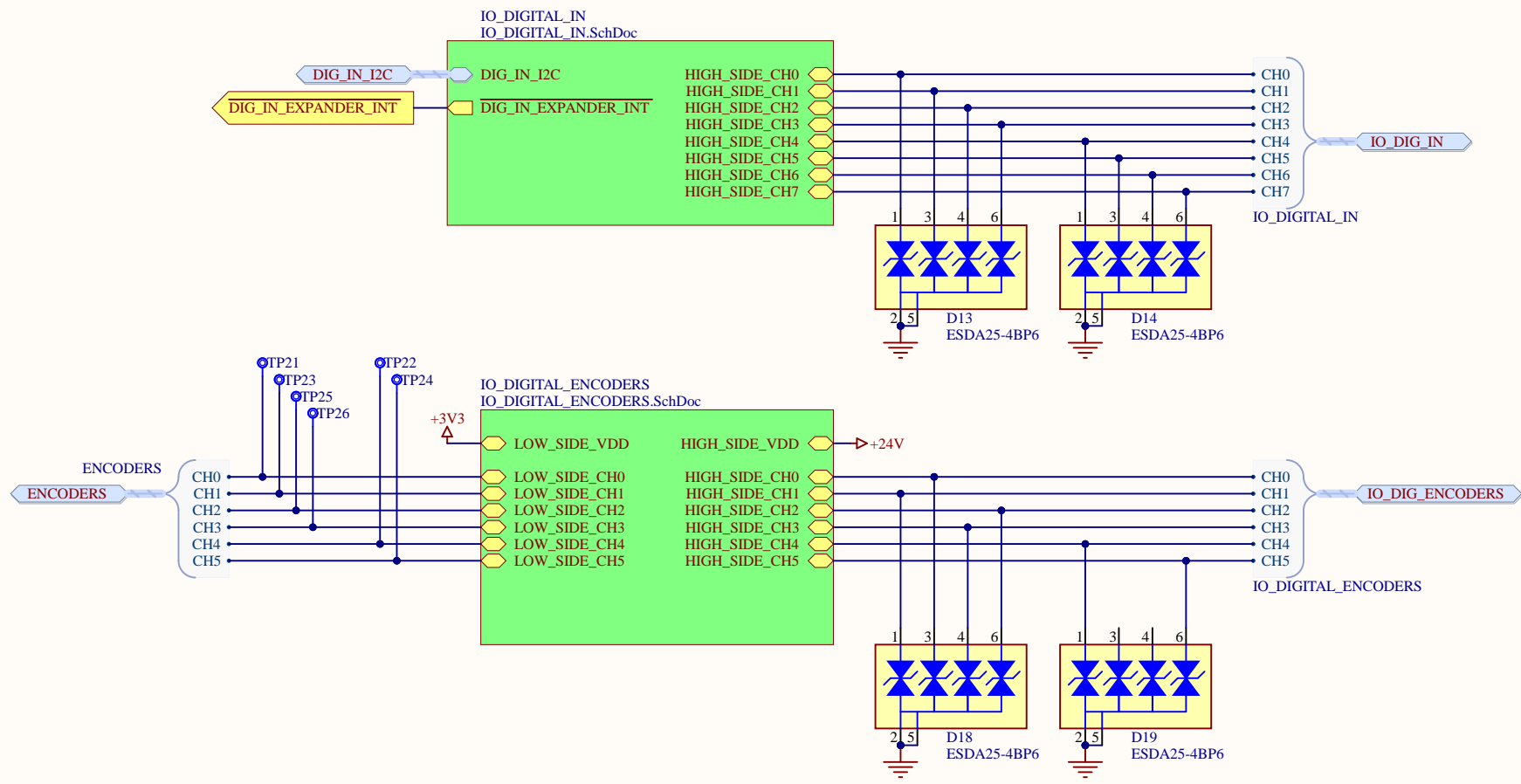
Title: DIGITAL OUT			
ID: AKX00032	Revision: V1.1		
Date: 2021-05-11	Time: 15:11:04	Author: S.Navaretti	RevAuthor: S.Navaretti
File: IO_DIGITAL_OUT.SchDoc		Sheet 15 of 19	





LEDS ARE ORANGE



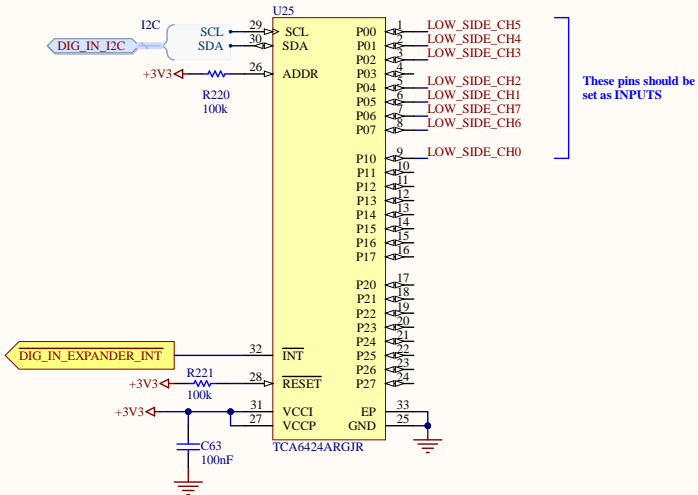
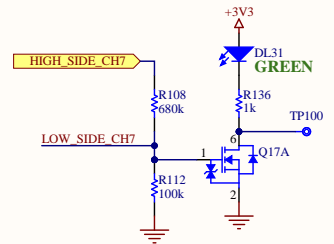
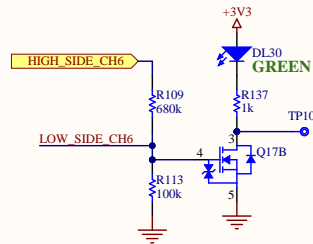
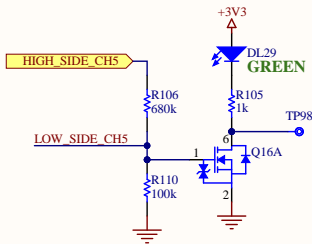
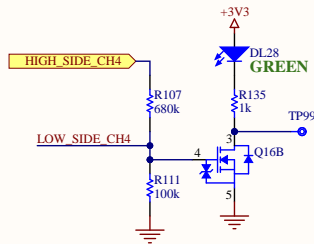
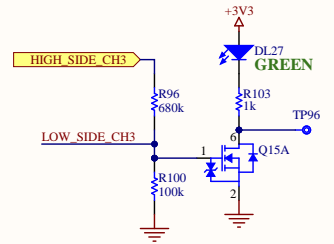
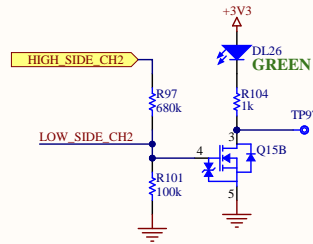
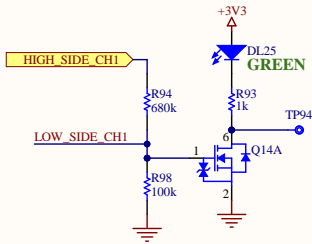
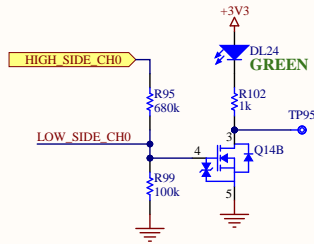
Reference Designs ARE PROVIDED "AS IS" AND "WITH ALL FAULTS. Arduino SA DISCLAIMS ALL OTHER WARRANTIES, EXPRESS OR IMPLIED, REGARDING PRODUCTS, INCLUDING BUT NOT LIMITED TO, ANY IMPLIED WARRANTIES OF MERCHANTABILITY OR FITNESS FOR A PARTICULAR PURPOSE.
 Arduino SA may make changes to specifications and product descriptions at any time, without notice. The Customer must not rely on the absence or characteristics of any features or instructions marked "reserved" or "undefined".
 Arduino SA reserves these for future definition and shall have no responsibility whatsoever for conflicts or incompatibilities arising from future changes to them. The product information on the Web Site or Materials is subject to change without notice.
 Do not finalize a design with this info. ARDUINO and other Arduino brands and logos and Trademarks of Arduino SA. All Arduino SA Trademarks cannot be used without owner's formal permission.



Reference Designs ARE PROVIDED "AS IS" AND "WITH ALL FAULTS". Arduino SA DISCLAIMS ALL OTHER WARRANTIES, EXPRESS OR IMPLIED, REGARDING PRODUCTS, INCLUDING BUT NOT LIMITED TO, ANY IMPLIED WARRANTIES OF MERCHANTABILITY OR FITNESS FOR A PARTICULAR PURPOSE. Arduino SA may make changes to specifications and product descriptions at any time, without notice. The Customer must not rely on the absence or characteristics of any features or instructions marked "reserved" or "undefined". Arduino SA reserves these for future definition and shall have no responsibility whatsoever for conflicts or incompatibilities arising from future changes to them. The product information on the Web Site or Materials is subject to change without notice. Do not finalize a design with this info. ARDUINO and other Arduino brands and logos and Trademarks of Arduino SA. All Arduino SA Trademarks cannot be used without owner's formal permission.

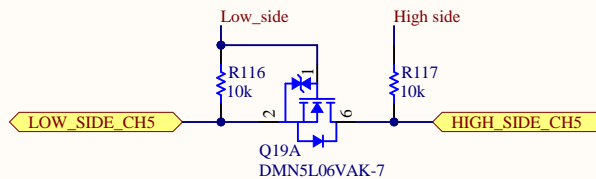
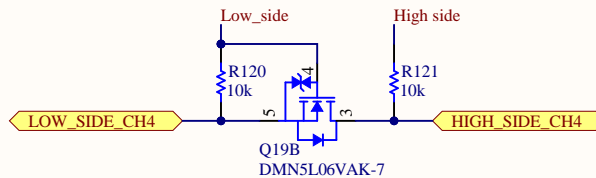
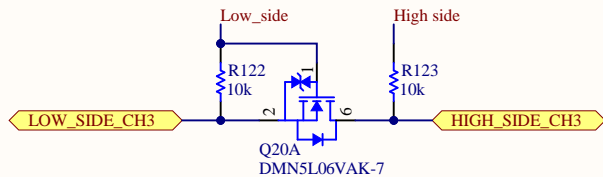
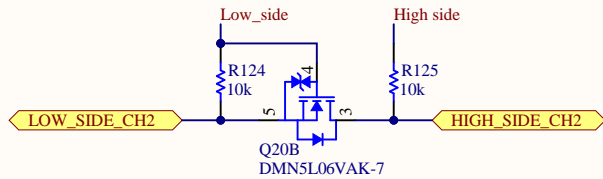
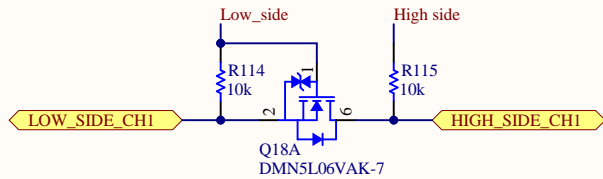
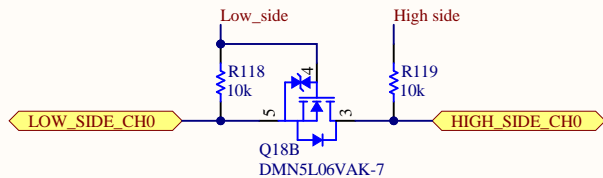
Title: TOP DIGITAL IN / ENCODERS		 
ID: AKX00032	Revision: V1.1	
Date: 2021-05-11	Time: 15:11:06	Sheet 17 of 19
File: IO_DIGITAL.SchDoc	Author: S.Navaretti	RevAuthor: S.Navaretti

- LOW_SIDE_CH0 TP1
- LOW_SIDE_CH1 TP3
- LOW_SIDE_CH2 TP5
- LOW_SIDE_CH3 TP7
- LOW_SIDE_CH4 TP2
- LOW_SIDE_CH5 TP4
- LOW_SIDE_CH6 TP6
- LOW_SIDE_CH7 TP8





High side HIGH_SIDE_VDD

Low_side LOW_SIDE_VDD



Reference Designs ARE PROVIDED "AS IS" AND "WITH ALL FAULTS. Arduino SA DISCLAIMS ALL OTHER WARRANTIES, EXPRESS OR IMPLIED, REGARDING PRODUCTS, INCLUDING BUT NOT LIMITED TO, ANY IMPLIED WARRANTIES OF MERCHANTABILITY OR FITNESS FOR A PARTICULAR PURPOSE.
 Arduino SA may make changes to specifications and product descriptions at any time, without notice. The Customer must not rely on the absence or characteristics of any features or instructions marked "reserved" or "undefined". Arduino SA reserves these for future definition and shall have no responsibility whatsoever for conflicts or incompatibilities arising from future changes to them. The product information on the Web Site or Materials is subject to change without notice.
 Do not finalize a design with this info. ARDUINO and other Arduino brands and logos and Trademarks of Arduino SA. All Arduino SA Trademarks cannot be used without owner's formal permission.

Title: DIGITAL ENCODERS		 	
ID: AKX00032	Revision: V1.1		
Date: 2021-05-11 Time: 15:11:08	Sheet 19 of 19	Author: S.Navaretti	RevAuthor: S.Navaretti
File: IO_DIGITAL_ENCODERS.SchDoc			